

JIM CLAW
CHAIRMAN OF THE BOARD
DISTRICT I
P.O. BOX 1952 CHINO, AZ 86503

TOM M. WHITE, JR.
VICE CHAIRMAN OF THE BOARD
DISTRICT II
P.O. BOX 994 GANADO, AZ 86505

R. JOHN LEE
MEMBER OF THE BOARD
DISTRICT III
P.O. BOX 428 ST. JOHNS, AZ 85936

**BOARD OF SUPERVISORS
OF APACHE COUNTY**


P.O. BOX 428
ST. JOHNS, ARIZONA 85936

TELEPHONE: (928) 337-7503
FACSIMILE: (928) 337-2003



DELWIN P. WENGERT, MANAGER-CLERK
ST. JOHNS, AZ 85936


I, Angela C. Romero, Apache County Elections Director, do hereby certify that the foregoing Summary of Votes Cast is a true, correct and complete tabulation of the votes cast at the Special Election held in Apache County, State of Arizona on the 3rd day of November, 2009, showing the name of each candidate and the number of votes each candidate received, or the title of each ballot measure and the number of votes for and against in said election.


Angela C. Romero
Elections Director


11/17/09
Date

The attached three (3) pages reflect the results of the November 3, 2009 Special Election. For those offices to be canvassed by the Apache County Board of Supervisors, these results are hereby approved by the Board as the Official Canvass of the November 3, 2009 Special Election.

APPROVED THIS 17th DAY OF NOVEMBER, 2009.


Jim Claw
Chairman of the Board

ATTEST:


Delwin P. Wengert
Clerk of the Board

Election Summary Report
2009 November
Summary For Jurisdiction Wide, All Counters, All Races
Official Canvass

Date: 11/10/09
 Time: 09:57:11
 Page: 1 of 1

Registered Voters 100 - Cards Cast 886 886.00%

Num. Report Precinct 7 - Num. Reporting 7 100.00%

Schools

St. Johns Question #1		Total
Number of Precincts		2
Precincts Reporting		2 100.0 %
Total Votes		549
YES		283 51.55%
NO		266 48.45%

Ganado Question #1		Total
Number of Precincts		5
Precincts Reporting		5 100.0 %
Total Votes		331
YES		296 89.43%
NO		35 10.57%

Ganado Question #2		Total
Number of Precincts		5
Precincts Reporting		5 100.0 %
Total Votes		331
YES		297 89.73%
NO		34 10.27%

Statement of Votes Cast
2009 November

Date:11/10/09
Time:09:59:47
Page:1 of 2

SOVC For Jurisdiction Wide, All Counters, All Races
Official Canvass

	TURN OUT			St. Johns Question #1			
	Reg. Voters	Cards Cast	% Turnout	Reg. Voters	Total Votes	YES	NO
Jurisdiction Wide							
09 - Concho							
Polling	100	27	27.00%	100	27	8 29.63%	19 70.37%
Early	100	29	29.00%	100	29	10 34.48%	19 65.52%
Provisional	100	0	0.00%	100	0	0 -	0 -
Total	100	56	56.00%	100	56	18 32.14%	38 67.86%
10 - Cornfields							
Polling	0	66	-	-	-	-	-
Early	0	9	-	-	-	-	-
Provisional	0	4	-	-	-	-	-
Total	0	79	-	-	-	-	-
12 - Coronado St. Johns							
Polling	0	208	-	0	208	143 68.75%	65 31.25%
Early	0	279	-	0	279	117 41.94%	162 58.06%
Provisional	0	6	-	0	6	5 83.33%	1 16.67%
Total	0	493	-	0	493	265 53.75%	228 46.25%
22 - Canado North South							
Polling	0	42	-	-	-	-	-
Early	0	37	-	-	-	-	-
Provisional	0	5	-	-	-	-	-
Total	0	84	-	-	-	-	-
29 - Kinlichee							
Polling	0	28	-	-	-	-	-
Early	0	13	-	-	-	-	-
Provisional	0	1	-	-	-	-	-
Total	0	42	-	-	-	-	-
31 - Klageroh							
Polling	0	37	-	-	-	-	-
Early	0	16	-	-	-	-	-
Provisional	0	15	-	-	-	-	-
Total	0	68	-	-	-	-	-
74 - Steamboat							
Polling	0	41	-	-	-	-	-
Early	0	19	-	-	-	-	-
Provisional	0	4	-	-	-	-	-
Total	0	64	-	-	-	-	-
Total							
Polling	100	449	449.00%	100	235	151 64.26%	84 35.74%
Early	100	402	402.00%	100	308	127 41.23%	181 58.77%
Provisional	100	35	35.00%	100	6	5 83.33%	1 16.67%
Total	100	886	886.00%	100	549	283 51.55%	266 48.45%

Statement of Votes Cast
 2009 November
 SOVC For Jurisdiction Wide, All Counters, All Races
 Official Canvass

Date: 11/10/09
 Time: 09:59:47
 Page: 2 of 2

	Ganado Question #1				Ganado Question #2			
	Reg. Voters	Total Votes	YES	NO	Reg. Voters	Total Votes	YES	NO
Jurisdiction Wide								
09 - Concho								
Polling	-	-	-	-	-	-	-	-
Early	-	-	-	-	-	-	-	-
Provisional	-	-	-	-	-	-	-	-
Total	-	-	-	-	-	-	-	-
10 - Cornfields								
Polling	0	65	60 92.31%	5 7.69%	0	65	61 93.85%	4 6.15%
Early	0	9	7 77.78%	2 22.22%	0	9	7 77.78%	2 22.22%
Provisional	0	4	4 100.00%	0 0.00%	0	4	4 100.00%	0 0.00%
Total	0	78	71 91.03%	7 8.97%	0	78	72 92.31%	6 7.69%
12 - Coronado St. Johns								
Polling	-	-	-	-	-	-	-	-
Early	-	-	-	-	-	-	-	-
Provisional	-	-	-	-	-	-	-	-
Total	-	-	-	-	-	-	-	-
22 - Ganado North South								
Polling	0	42	39 92.86%	3 7.14%	0	42	40 95.24%	2 4.76%
Early	0	34	31 91.18%	3 8.82%	0	36	33 91.67%	3 8.33%
Provisional	0	5	5 100.00%	0 0.00%	0	5	5 100.00%	0 0.00%
Total	0	81	73 90.12%	8 9.88%	0	83	78 93.98%	5 6.02%
29 - Kinlichee								
Polling	0	27	26 96.30%	1 3.70%	0	26	24 92.31%	2 7.69%
Early	0	13	8 61.54%	5 38.46%	0	13	9 69.23%	4 30.77%
Provisional	0	1	1 100.00%	0 0.00%	0	1	1 100.00%	0 0.00%
Total	0	41	35 85.37%	6 14.63%	0	40	34 85.00%	6 15.00%
31 - Klageetah								
Polling	0	37	35 94.59%	2 5.41%	0	37	34 91.89%	3 8.11%
Early	0	16	15 93.75%	1 6.25%	0	16	15 93.75%	1 6.25%
Provisional	0	15	12 80.00%	3 20.00%	0	14	11 78.57%	3 21.43%
Total	0	68	62 91.18%	6 8.82%	0	67	60 89.55%	7 10.45%
74 - Steamboat								
Polling	0	40	35 87.50%	5 12.50%	0	40	33 82.50%	7 17.50%
Early	0	19	16 84.21%	3 15.79%	0	19	16 84.21%	3 15.79%
Provisional	0	4	4 100.00%	0 0.00%	0	4	4 100.00%	0 0.00%
Total	0	63	55 87.30%	8 12.70%	0	63	53 84.13%	10 15.87%
Total								
Polling	0	211	195 92.42%	16 7.58%	0	210	192 91.43%	18 8.57%
Early	0	91	77 84.62%	14 15.38%	0	93	80 86.02%	13 13.98%
Provisional	0	29	24 82.76%	5 17.24%	0	28	25 89.29%	3 10.71%
Total	0	331	296 89.43%	35 10.57%	0	331	297 89.73%	34 10.27%