

JIM CLAW
CHAIRMAN OF THE BOARD
DISTRICT I
P.O. BOX 1952 CHINLE, AZ 86503

TOM M. WHITE JR.
VICE-CHAIRMAN OF THE BOARD
DISTRICT II
P.O. BOX 994 GANADO, AZ 86505

R. JOHN LEE
MEMBER OF THE BOARD
DISTRICT III
P.O. BOX 428 ST. JOHNS, AZ 85936

BOARD OF SUPERVISORS
OF APACHE COUNTY

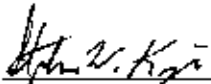
P.O. BOX 428
ST. JOHNS, ARIZONA 85936

TELEPHONE: (928) 337-7537
FACSIMILE: (928) 337-7538



DELWIN P. WENGERT
MANAGER-CLERK
ST. JOHNS, AZ 85936

I, Stephen W. Kizer, Apache County Elections Director, do hereby certify that the foregoing Summary of Votes Cast is a true, correct and complete tabulation of the votes cast at the Special Election held in Apache County, State of Arizona on the 19th day of May, 2009, showing the name of each candidate and the number of votes each candidate received, or the title of each ballot measure and the number of votes for and against in said election.




Stephen W. Kizer
Elections Director

6/2/09

Date


The attached four (4) pages reflect the results of the May 19, 2009 Special Election. For those offices to be canvassed by the Apache County Board of Supervisors, these results are hereby approved by the Board as the Official Canvass of the May 19, 2009 Special Election.

APPROVED THIS 2nd DAY OF JUNE, 2009.



Jim Claw
Chairman of the Board

ATTEST:



Delwin P. Wengert
Clerk of the Board

Election Summary Report
2009 City of St. Johns General
Summary For Jurisdiction Wide, All Counters, All Races
Official Canvass

Date:05/26/09
 Time:18:13:46
 Page:1 of 1

Registered Voters 2063 - Cards Cast 478 23.17%

Num. Report Precinct 1 - Num. Reporting 1 100.00%

City of St. Johns General		Total	
Number of Precincts		1	
Precincts Reporting		1	100.0 %
Vote For		1	
Times Counted	478/2063		23.2 %
Total Votes		446	
Times Blank Voted		30	
Times Over Voted		2	
Number Of Under Votes		0	
HAUSER, KAY		241	54.04%
OVERSON JR., ROSS W.		203	45.52%
Write-in Votes		2	0.45%

St. Johns Home Rule Question		Total	
Number of Precincts		1	
Precincts Reporting		1	100.0 %
Vote For		1	
Times Counted	478/2063		23.2 %
Total Votes		457	
Times Blank Voted		21	
Times Over Voted		0	
Number Of Under Votes		0	
YES		352	77.02%
NO		105	22.98%

Statement of Votes Cast
 2009 City of St. Johns General
 SOVC For Jurisdiction Wide, All Counters, All Races
 Official Canvass

	TURNOUT		
	Reg. Voters	Cards Cast	% Turnout
Jurisdiction Wide			
12 - Coronado 61 - St. Johns			
Polling	2063	218	10.57%
Early	2063	257	12.46%
Provisional	2063	3	0.15%
Total	2063	478	23.17%
Polling	2063	218	10.57%
Early	2063	257	12.46%
Provisional	2063	3	0.15%
Total	2063	478	23.17%

Statement of Votes Cast
2009 City of St. Johns General
SOVC For Jurisdiction Wide, All Counties, All Races
Official Canvass

City of St. Johns General

		Reg Voters	Vote For	Times Counted	Total Votes	Times Blank Voted	Times Over Voted	Number Of Under Votes	HAUSER, KAY	OVERSON JR., ROSS W.	Write-In Votes
Jurisdiction Wide											
12 - Corromado, 61 - St. Johns											
Polling	2063	1	218	1	211	7	0	0	104 49.29%	107 50.71%	0 0.00%
Early	2063	1	257	1	232	23	2	0	135 58.19%	95 40.95%	2 0.86%
Provisional	2063	1	3	1	3	0	0	0	2 66.67%	1 33.33%	0 0.00%
Total	2063	3	478	3	446	30	2	0	241 54.04%	203 45.52%	2 0.45%
Total											
Polling	2063	1	218	1	211	7	0	0	104 49.29%	107 50.71%	0 0.00%
Early	2063	1	257	1	232	23	2	0	135 58.19%	95 40.95%	2 0.86%
Provisional	2063	1	3	1	3	0	0	0	2 66.67%	1 33.33%	0 0.00%
Total	2063	3	478	3	446	30	2	0	241 54.04%	203 45.52%	2 0.45%

Statement of Votes Cast
 2009 City of St. Johns General
 SOVC For Jurisdiction Wide, All Counters, All Races
 Official Canvass

St. Johns Home Rule Question

	Reg. Voters	Vote For	Times Counted	Total Votes	Times Blank Voted	Times Over Voted	Number Of Under Votes	YES	NO
Jurisdiction Wide									
12 - Corucado .61 - St. Johns									
Polling	2063		218	211	7	0	0	176 83.41%	35 16.59%
Early	2063		257	243	14	0	0	175 72.02%	68 27.98%
Provisional	2063		3	3	0	0	0	1 33.33%	2 66.67%
Total	3		478	457	21	0	0	352 77.02%	105 22.98%
Total									
Polling	2063		218	211	7	0	0	176 83.41%	35 16.59%
Early	2063		257	243	14	0	0	175 72.02%	68 27.98%
Provisional	2063		3	3	0	0	0	1 33.33%	2 66.67%
Total	3		478	457	21	0	0	352 77.02%	105 22.98%