

R. JOHN LEE
CHAIRMAN OF THE BOARD
DISTRICT III
P.O. BOX 428 ST. JOHNS, AZ 85936

JIM CLAW
VICE CHAIR OF THE BOARD
DISTRICT I
P.O. BOX 1952 CHINLE, AZ 86503

TOM M. WHITE, JR.
MEMBER OF THE BOARD
DISTRICT II
P.O. BOX 994 CANADO, AZ 86505

**BOARD OF SUPERVISORS
OF APACHE COUNTY**


P.O. BOX 428
ST. JOHNS, ARIZONA 85936

TELEPHONE: (928) 337-7503
FACSIMILE: (928) 337-2003



DELWIN P. WENGERT, MANAGER-CLERK
ST. JOHNS, AZ 85936


I, Angela C. Romero, Apache County Elections Director, do hereby certify that the foregoing Summary of Votes Cast is a true, correct and complete tabulation of the votes cast at the Special Election held in Apache County, State of Arizona on the 17th day of May, 2011, showing the name of each candidate and the number of votes each candidate received, or the title of each ballot measure and the number of votes for and against in said election.


Angela C. Romero
Elections Director


5/24/11
Date

The attached four (4) pages reflect the results of the May 17, 2011 Special Election. For those offices to be canvassed by the Apache County Board of Supervisors, these results are hereby approved by the Board as the Official Canvass of the May 17, 2011 Special Election.

APPROVED THIS 24th DAY OF MAY, 2011.


R. John Lee
Chairman of the Board

ATTEST:


Delwin P. Wengert
Clerk of the Board

Election Summary Report
2011 May Special Election
Summary For Jurisdiction Wide, All Counters, All Races
OFFICIAL RESULTS

Date:05/18/11
 Time:09:48:02
 Page:1 of 1

Registered Voters 1986 - Cards Cast 600 30.21%

Num. Report Precinct 1 - Num. Reporting 1 100.00%

City of St. Johns Council		Total	
Number of Precincts		1	
Precincts Reporting		1	100.0 %
Times Counted		600/1986	30.2 %
Total Votes		1059	
ORONA, BECKY		263	24.83%
PATTERSON, RYAN NICH		265	25.02%
PEARCE, RICK		260	24.55%
UDALL, SPENCE		268	25.31%
Write-in Votes		3	0.28%

Statement of Votes Cast
2011 May Special Election
SOVC For Jurisdiction Wide, All Counters, All Races
OFFICIAL RESULTS

Date:05/18/11
 Time:09:49:26
 Page:1 of 3

	TURN OUT		
	Reg. Voters	Cards Cast	% Turnout
Jurisdiction Wide			
12 - Coronado 12.2 / 61 - St Johns 61.2 / 61.4			
Polling	1986	245	12.34%
Early	1986	344	17.32%
Provisional	1986	11	0.55%
Total	1986	600	30.21%
Total			
Polling	1986	245	12.34%
Early	1986	344	17.32%
Provisional	1986	11	0.55%
Total	1986	600	30.21%

Statement of Votes Cast
 2011 May Special Election
 SOVC For Jurisdiction Wide, All Counters, All Races
 OFFICIAL RESULTS

Date:05/18/11
 Time:09:49:26
 Page:2 of 3

		City of St. Johns Council									
		Reg. Voters	Times Counted	Total Votes	ORONA BECKY		PATTERSON, RYAN NICH		PEARCE, RICK		
Jurisdiction Wide											
12 - Coronado 12.2 61 - St Johns 61.2 / 61.4											
Polling		1986	245	445	103	23.15%	107	24.04%	120	26.97%	
Early		1986	344	597	156	26.13%	155	25.96%	134	22.45%	
Provisional		1986	11	17	4	23.53%	3	17.65%	6	35.29%	
Total		1986	600	1059	263	24.83%	265	25.02%	260	24.55%	
Total											
Polling		1986	245	445	103	23.15%	107	24.04%	120	26.97%	
Early		1986	344	597	156	26.13%	155	25.96%	134	22.45%	
Provisional		1986	11	17	4	23.53%	3	17.65%	6	35.29%	
Total		1986	600	1059	263	24.83%	265	25.02%	260	24.55%	

Statement of Votes Cast
2011 May Special Election
SOVC For Jurisdiction Wide, All Counters, All Races
OFFICIAL RESULTS

Date:05/18/11
 Time:09:49:26
 Page:3 of 3

	City of St. Johns Council			
	UDALL, SPENCE		Write-In Votes	
Jurisdiction Wide				
12 - Coronado 12.2 61 - St Johns 61.2 / 61.4				
Polling	114	25.62%	1	0.22%
Early	150	25.13%	2	0.34%
Provisional	4	23.53%	0	0.00%
Total	268	25.31%	3	0.28%
Total				
Polling	114	25.62%	1	0.22%
Early	150	25.13%	2	0.34%
Provisional	4	23.53%	0	0.00%
Total	268	25.31%	3	0.28%