

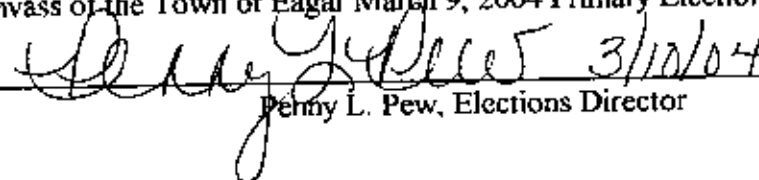
**TOWN OF EAGAR PRIMARY ELECTION
MARCH 9, 2004**

SUMMARY OF OFFICIAL CANVASS


Number of:	JURISDICTION WIDE	% of Votes
Registered Voters	2659	
Ballots Cast	697	
% of Voters Who Voted	26%	
Mayoral Race	Vote for 1	
Burk, Sandra L.	400	57.39%
Erhart, Greg	293	42.04%
Non-Certified Write-In Votes	1	0.14%
Town Council	Vote for 2	
Bolen, Byron R.	259	37.16%
Chacon, Sue A.	376	53.95%
Eagar, Gloria	544	78.05%
Non-Certified Write-In Votes	2	0.29%


*Winning candidates are in bold print.

Pursuant to Section 16-622, Arizona Revised Statutes, I, Penny L. Pew, Officer in Charge of Elections for Apache County, hereby certify this is a true and accurate Summary of Official Canvass of the Town of Eagar March 9, 2004 Primary Election.


 Penny L. Pew, Elections Director

APPROVED THIS 16th DAY OF March, 2004.


 David A. Brown
 Chairman of the Board

ATTEST: 
 Delwin P. Wengert
 Clerk of the Board

Election Summary Report
TOWN OF EAGAR
 Summary For Jurisdiction Wide, All Counters, All Races
 Unofficial Results

Date:03/09/04
 Time:22:04:59
 Page:1 of 1

Registered Voters 0 - Cards Cast 697 0.00%

Num. Report Precinct 1 - Num. Reporting 1 100.00%

Town of Eagar Mayor		
	Total	
Number of Precincts	1	
Precincts Reporting	1	100.0 %
Times Counted	697/0	
Total Votes	694	99.6 %
BURK, SANDRA L.	400	57.39%
ERHART, GREG	293	42.04%
Write-in Votes	1	0.14%

Town of Eagar Council		
	Total	
Number of Precincts	1	
Precincts Reporting	1	100.0 %
Times Counted	697/0	
Total Votes	1181	169.4 %
BOLEN, BYRON R.	259	37.16%
CHACON, SUE A.	376	53.95%
EAGAR, GLORIA	544	78.05%
Write-in Votes	2	0.29%