

*When recorded mail to:*

Elections Dept  
Angela Romero, Elections Director  
PO Box 428  
St. Johns, AZ 859336

2011-004062

Page 1 of 6

OFFICIAL RECORDS OF APACHE COUNTY

LENORA Y. FULTON, RECORDER

08-10-2011 06:48 AM Recording Fee \$0.00

---

## CERTIFICATION

---

**Caption**

**Cover Sheet**

**DO NOT REMOVE**

This is part of an official document.

R. JOHN LEE  
CHAIRMAN OF THE BOARD  
DISTRICT III  
P.O. BOX 428 ST. JOHNS, AZ 85936

JIM CLAW  
VICE CHAIR OF THE BOARD  
DISTRICT I  
P.O. BOX 1952 CHINLE, AZ 86503

TOM M. WHITE, JR.  
MEMBER OF THE BOARD  
DISTRICT II  
P.O. BOX 94 CANADO, AZ 86505

**BOARD OF SUPERVISORS  
OF APACHE COUNTY**


P.O. BOX 428  
ST. JOHNS, ARIZONA 85936

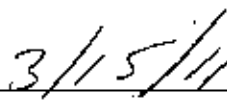
TELEPHONE: (928) 337-7503  
FACSIMILE: (928) 337-2003



DELWIN P. WENGERT, MANAGER-CLERK  
ST. JOHNS, AZ 85936


I, Angela C. Romero, Apache County Elections Director, do hereby certify that the foregoing Summary of Votes Cast is a true, correct and complete tabulation of the votes cast at the Special Election held in Apache County, State of Arizona on the 8th day of March, 2011, showing the name of each candidate and the number of votes each candidate received, or the title of each ballot measure and the number of votes for and against in said election.

  
\_\_\_\_\_  
Angela C. Romero  
Elections Director


  
\_\_\_\_\_  
Date

The attached four (4) pages reflect the results of the March 8, 2011 Special Election. For those offices to be canvassed by the Apache County Board of Supervisors, these results are hereby approved by the Board as the Official Canvass of the March 8, 2011 Special Election.

**APPROVED THIS 15th DAY OF March, 2011.**

  
\_\_\_\_\_  
R. John Lee  
Chairman of the Board

ATTEST:

  
\_\_\_\_\_  
Delwin P. Wengert  
Clerk of the Board

**Election Summary Report**  
**2011 March Special Election**  
**Summary For Jurisdiction Wide, All Counters, All Races**  
**CITY OF ST. JOHNS CITY COUNCIL**  
**OFFICIAL CANVASS OF RESULTS**

Date:03/09/11  
 Time:09:00:38  
 Page:1 of 1

Registered Voters 2005 - Cards Cast 596 29.73%

Num. Report Precinct 1 - Num. Reporting 1 100.00%

City of St. Johns Council		Total
Number of Precincts		1
Precincts Reporting		1, 100.0 %
Times Counted		596/2005 29.7 %
Total Votes		1574
CIRIVELLO, MICHAEL		302 19.19%
ORONA, BECKY		247 15.69%
PATTERSON, RYAN NICH		287 18.23%
PEARCE, RICK		262 16.65%
UDALL, SPENCE		293 18.61%
WAITE, SUSAN		179 11.37%
Write-in Votes		4 0.25%

**Statement of Votes Cast**  
**2011 March Special Election**  
**SOVC For Jurisdiction Wide, All Counters, All Races**  
**CITY OF ST. JOHNS CITY COUNCIL**  
**OFFICIAL CANVASS OF RESULTS**

Date:03/09/11  
 Time:10:34:50  
 Page:1 of 3

	TURN OUT		
	Reg. Voters	Cards Cast	% Turnout
Jurisdiction Wide			
12 - Coronado 12.2 / 61 - St Johns 61.2 / 61.4			
Polling	2005	266	13.27%
Early	2005	329	16.41%
Provisional	2005	1	0.05%
Total	2005	596	29.73%
Total			
Polling	2005	266	13.27%
Early	2005	329	16.41%
Provisional	2005	1	0.05%
Total	2005	596	29.73%

**Statement of Votes Cast**  
**2011 March Special Election**  
**SOVC For Jurisdiction Wide, All Counters, All Races**  
**CITY OF ST. JOHNS CITY COUNCIL**  
**OFFICIAL CANVASS OF RESULTS**

Date:03/09/11

Time:10:34:50

Page:2 of 3

		City of St. Johns Council								
		Reg. Voters	Times Counted	Total Votes	CIRIVELLO, MICHAEL		ORONA, BECKY		PATTERSON, RYAN NICH	
Jurisdiction Wide										
12 - Coronado 12.2 / 61 - St Johns 61.2 / 61.4										
Polling		2005	266	709	152	21.44%	87	12.27%	138	19.46%
Early		2005	329	862	150	17.40%	160	18.56%	148	17.17%
Provisional		2005	1	3	0	0.00%	0	0.00%	1	33.33%
Total		2005	596	1574	302	19.19%	247	15.69%	287	18.23%
<b>Total</b>										
Polling		2005	266	709	152	21.44%	87	12.27%	138	19.46%
Early		2005	329	862	150	17.40%	160	18.56%	148	17.17%
Provisional		2005	1	3	0	0.00%	0	0.00%	1	33.33%
Total		2005	596	1574	302	19.19%	247	15.69%	287	18.23%

Statement of Votes Cast  
 2011 March Special Election  
 SOVC For Jurisdiction Wide, All Counters, All Races  
 CITY OF ST. JOHNS CITY COUNCIL  
 OFFICIAL CANVASS OF RESULTS

Date:03/09/11  
 Time:10:34:50  
 Page:3 of 3

	City of St. Johns Council							
	PEARCE, RICK		UDALL, SPENCE		WAITE, SUSAN		Write-In Votes	
<b>Jurisdiction Wide</b>								
12 - Coronado 12.2 / 61 - St Johns 61.2 / 61.4								
Polling	128	18.05%	142	20.03%	59	8.32%	3	0.42%
Early	133	15.43%	150	17.40%	120	13.92%	1	0.12%
Provisional	1	33.33%	1	33.33%	0	0.00%	0	0.00%
<b>Total</b>	<b>262</b>	<b>16.65%</b>	<b>293</b>	<b>18.61%</b>	<b>179</b>	<b>11.37%</b>	<b>4</b>	<b>0.25%</b>
<b>Total</b>								
Polling	128	18.05%	142	20.03%	59	8.32%	3	0.42%
Early	133	15.43%	150	17.40%	120	13.92%	1	0.12%
Provisional	1	33.33%	1	33.33%	0	0.00%	0	0.00%
<b>Total</b>	<b>262</b>	<b>16.65%</b>	<b>293</b>	<b>18.61%</b>	<b>179</b>	<b>11.37%</b>	<b>4</b>	<b>0.25%</b>