


**CITY OF ST. JOHNS PRIMARY ELECTION  
MARCH 8, 2005**


**\*SUMMARY OF OFFICIAL CANVASS\***


Registered Voters	2464			
Ballots Cast	451			
Turnout	Polks	Early	Provisional	18.30% Total
	14.33%	3.86%	0.12%	
<b>Council Candidate</b>	<b>Votes</b>			<b>Percentage</b>
Lee, Kevin W.	228			50.55%
Bond, Delos	217			48.12%
Chavez, Lillian	215			47.67%
Patterson, Cristian	212			47.01%
Overson, Ross W. Jr.	207			45.90%
Romero, Jake	160			35.48%
Lawrence, Carol	129			28.60%
Zappanti, George	90			19.96%
Jackson, Hardy	45			9.98%

<b>City of St. Johns Proposition</b>		
Number of Precincts	1	
Precincts Reporting	1	100%
<u>Total Votes</u>	<u>383</u>	<u>84.9%</u>
YES	289	64.08%
NO	94	20.84%

Pursuant to A.R.S. § 16-622, I, Penny L. Pew, Officer in Charge of Elections for Apache County, hereby certify this is a true and accurate Summary of Official Canvass of the City of St. Johns March 8, 2005 Primary Election.

  
 \_\_\_\_\_  
 Penny L. Pew, Elections Director

  
 \_\_\_\_\_  
 Jim Claw  
 Chairman, Board of Supervisors

  
 \_\_\_\_\_  
 Delwin P. Wengert  
 Clerk of the Board

APPROVED THIS 15<sup>TH</sup> DAY OF MARCH, 2005.

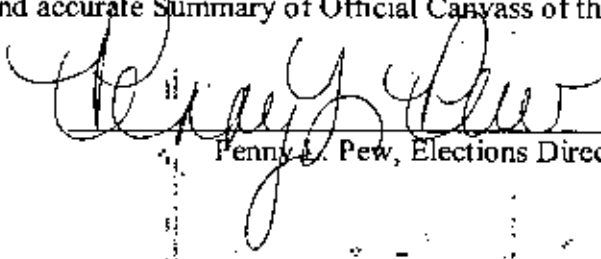
**CITY OF ST. JOHNS PRIMARY ELECTION  
MARCH 8, 2005**

**\*SUMMARY OF OFFICIAL CANVASS\***

Registered Voters	2464			
Ballots Cast	451			
Turnout	Polls	Early	Provisional	18.30% Total
	14.33%	3.86%	0.12%	
<b>Council Candidate</b>	<b>Votes</b>			<b>Percentage</b>
Lee, Kevin W.	228			50.55%
Bond, Delos	217			48.12%
Chavez, Lillian	215			47.67%
Patterson, Cristian	212			47.01%
Overson, Ross W. Jr.	207			45.90%
Romero, Jake	160			35.48%
Lawrence, Carol	129			28.60%
Zappanti, George	90			19.96%
Jackson, Hardy	45			9.98%

<b>City of St. Johns Proposition</b>			
Number of Precincts	1		
Precincts Reporting	1		100%
<u>Total Votes</u>	<u>383</u>		<u>84.9%</u>
YES	289		64.08%
NO	94		20.84%

Pursuant to A.R.S. § 16-622, I, Penny L. Pew, Officer in Charge of Elections for Apache County, hereby certify this is a true and accurate Summary of Official Canvass of the City of St. Johns March 8, 2005 Primary Election.

  
 Penny L. Pew, Elections Director

# Election Summary Report

City of St. Johns

Summary For JURISDICTION WIDE, All Counters, All Races

Official Results

Date:03/09/05

Time:09:34:20

Page:1 of 1

Registered Voters 2464

Num. Report Precinct 1 - Num. Reporting 1 100.00%

City of St. Johns		Total	
Number of Precincts		1	
Precincts Reporting		1	100.0 %
Total Votes		1504	333.5 %
LEE, KEVIN W.	NP	228	50.55%
BOND, DELOS	NP	217	48.12%
CHAVEZ, LILLIAN	NP	215	47.67%
PATTERSON, CRISTIAN	NP	212	47.01%
OVERSON, ROSS W. JR.	NP	207	45.90%
ROMERO, JAKE	NP	160	35.48%
LAWRENCE, CAROL	NP	129	28.60%
ZAPPANTI, GEORGE	NP	90	19.96%
JACKSON, HARDY	NP	45	9.98%

City of SJ Proposition		Total	
Number of Precincts		1	
Precincts Reporting		1	100.0 %
Total Votes		383	84.9 %
YES	NP	289	64.08%
NO	NP	94	20.84%

Statement of Votes Cast  
 City of St. Johns  
 SOVC For JURISDICTION WIDE, All Counters, All Races  
 Official Results

Date: 03/09/05  
 Time: 09:32:09  
 Page: 1 of 3

		City of St. Johns											
		Reg. Voters	Total Votes	BOND, DELOS (NP)		CHAVEZ, LILLIAN (NP)		JACKSON, HARDY (NP)		LAWRENCE, CAROL (NP)		LEE, KEVIN W. (NP)	
<b>JURISDICTION WIDE</b>													
<b>CORONADO, ST. JOHNS</b>													
	Polling	2464	1170	181	51.27%	156	44.19%	29	8.22%	96	27.20%	190	53.82%
	Early	2464	322	36	37.89%	57	60.00%	13	13.68%	30	31.58%	38	40.00%
	Provisional	2464	12	0	0.00%	2	66.67%	3	100.00%	3	100.00%	0	0.00%
	<b>Total</b>	<b>2464</b>	<b>1504</b>	<b>217</b>	<b>48.12%</b>	<b>215</b>	<b>47.67%</b>	<b>45</b>	<b>9.98%</b>	<b>129</b>	<b>28.60%</b>	<b>228</b>	<b>50.55%</b>
	<b>Total</b>												
	Polling	2464	1170	181	51.27%	156	44.19%	29	8.22%	96	27.20%	190	53.82%
	Early	2464	322	36	37.89%	57	60.00%	13	13.68%	30	31.58%	38	40.00%
	Provisional	2464	12	0	0.00%	2	66.67%	3	100.00%	3	100.00%	0	0.00%
	<b>Total</b>	<b>2464</b>	<b>1504</b>	<b>217</b>	<b>48.12%</b>	<b>215</b>	<b>47.67%</b>	<b>45</b>	<b>9.98%</b>	<b>129</b>	<b>28.60%</b>	<b>228</b>	<b>50.55%</b>

Statement of Votes Cast  
 City of St. Johns  
 SOVC For JURISDICTION WIDE, All Counters, All Races  
 Official Results

Date:03/09/05  
 Time:09:32:09  
 Page:2 of 3

		City of St. Johns							
		OVERSON, ROSS W. JR. (NP)		PATTERSON, CRISTIAN (NP)		ROMERO, JAKE (NP)		ZAPPANTI, GEORGE (NP)	
JURISDICTION WIDE									
CORONADO, ST. JOHNS									
Polling		161	45.61%	170	48.16%	120	33.99%	66	18.70%
Early		45	47.37%	41	43.16%	39	41.05%	23	24.21%
Provisional		1	33.33%	1	33.33%	1	33.33%	1	33.33%
Total		207	45.90%	212	47.01%	160	35.48%	90	19.96%
Total									
Polling		161	45.61%	170	48.16%	120	33.99%	66	18.70%
Early		45	47.37%	41	43.16%	39	41.05%	23	24.21%
Provisional		1	33.33%	1	33.33%	1	33.33%	1	33.33%
Total		207	45.90%	212	47.01%	160	35.48%	90	19.96%

Statement of Votes Cast

City of St. Johns

SOVC For JURISDICTION WIDE, All Counters, All Races

Official Results

Date:03/09/05

Time:09:32:09

Page:3 of 3

	City of SJ Proposition					
	Reg. Voters	Total Votes	YES (NP)		NO (NP)	
JURISDICTION WIDE						
CORONADO, ST. JOHNS						
Polling	2464	298	229	64.87%	69	19.55%
Early	2464	84	59	62.11%	25	26.32%
Provisional	2464	1	1	33.33%	0	0.00%
Total	2464	383	289	64.08%	94	20.84%
Total						
Polling	2464	298	229	64.87%	69	19.55%
Early	2464	84	59	62.11%	25	26.32%
Provisional	2464	1	1	33.33%	0	0.00%
Total	2464	383	289	64.08%	94	20.84%

Statement of Votes Cast

City of St. Johns

SOVC For JURISDICTION WIDE, All Counters, All Races

Date:03/09/05

Time:09:36:17

Page:1 of 4

	TURN OUT		
	Reg. Voters	Cards Cast	% Turnout
JURISDICTION WIDE			
CORONADO, ST. JOHNS			
Polling	2464	353	14.33%
Early	2464	95	3.86%
Provisional	2464	3	0.12%
Total	2464	451	18.30%
Total			
Polling	2464	353	14.33%
Early	2464	95	3.86%
Provisional	2464	3	0.12%
Total	2464	451	18.30%

Statement of Votes Cast  
 City of St. Johns  
 SOVC For JURISDICTION WIDE, All Counters, All Races

Date:03/09/05  
 Time:09:36:17  
 Page:2 of 4

City of St. Johns

	Reg. Voters	Times Counted	Total Votes	BOND, DELOS (NP)		CHAVEZ, LILLIAN (NP)		JACKSON, HARDY (NP)		LAWRENCE, CAROL (NP)	
JURISDICTION WIDE											
CORONADO, ST. JOHNS											
Polling	2464	353	1170	181	15.47%	156	13.33%	29	2.48%	96	8.21%
Early	2464	95	322	36	11.18%	57	17.70%	13	4.04%	30	9.32%
Provisional	2464	3	12	0	0.00%	2	16.67%	3	25.00%	3	25.00%
Total	2464	451	1504	217	14.43%	215	14.30%	45	2.99%	129	8.58%
Total											
Polling	2464	353	1170	181	15.47%	156	13.33%	29	2.48%	96	8.21%
Early	2464	95	322	36	11.18%	57	17.70%	13	4.04%	30	9.32%
Provisional	2464	3	12	0	0.00%	2	16.67%	3	25.00%	3	25.00%
Total	2464	451	1504	217	14.43%	215	14.30%	45	2.99%	129	8.58%



Statement of Votes Cast  
 City of St. Johns  
 SOVC For JURISDICTION WIDE, All Counters, All Races

Date:03/09/05  
 Time:09:36:17  
 Page:3 of 4

City of St. Johns										
	LEE, KEVIN W. (NP)		OVERSON, ROSS W. JR. (NP)		PATTERSON, CRISTIAN (NP)		ROMERO, JAKE (NP)		ZAPPANTI, GEORGE (NP)	
<b>JURISDICTION WIDE</b>										
<b>CORONADO, ST. JOHNS</b>										
Polling	190	16.24%	161	13.76%	170	14.53%	120	10.26%	66	5.64%
Early	38	11.80%	45	13.98%	41	12.73%	39	12.11%	23	7.14%
Provisional	0	0.00%	1	8.33%	1	8.33%	1	8.33%	1	8.33%
<b>Total</b>	<b>228</b>	<b>15.16%</b>	<b>207</b>	<b>13.76%</b>	<b>212</b>	<b>14.10%</b>	<b>160</b>	<b>10.64%</b>	<b>90</b>	<b>5.98%</b>
<b>Total</b>										
<b>Polling</b>	<b>190</b>	<b>16.24%</b>	<b>161</b>	<b>13.76%</b>	<b>170</b>	<b>14.53%</b>	<b>120</b>	<b>10.26%</b>	<b>66</b>	<b>5.64%</b>
<b>Early</b>	<b>38</b>	<b>11.80%</b>	<b>45</b>	<b>13.98%</b>	<b>41</b>	<b>12.73%</b>	<b>39</b>	<b>12.11%</b>	<b>23</b>	<b>7.14%</b>
<b>Provisional</b>	<b>0</b>	<b>0.00%</b>	<b>1</b>	<b>8.33%</b>	<b>1</b>	<b>8.33%</b>	<b>1</b>	<b>8.33%</b>	<b>1</b>	<b>8.33%</b>
<b>Total</b>	<b>228</b>	<b>15.16%</b>	<b>207</b>	<b>13.76%</b>	<b>212</b>	<b>14.10%</b>	<b>160</b>	<b>10.64%</b>	<b>90</b>	<b>5.98%</b>

Statement of Votes Cast  
City of St. Johns

Date:03/09/05  
Time:09:36:18  
Page:4 of 4

SOVC For JURISDICTION WIDE, All Counters, All Races

	City of SJ Proposition						
	Reg. Voters	Times Counted	Total Votes	YES (NP)		NO (NP)	
<b>JURISDICTION WIDE</b>							
<b>CORONADO, ST. JOHNS</b>							
Polling	2464	353	298	229	76.85%	69	23.15%
Early	2464	95	84	59	70.24%	25	29.76%
Provisional	2464	3	1	1	100.00%	0	0.00%
<b>Total</b>	<b>2464</b>	<b>451</b>	<b>383</b>	<b>289</b>	<b>75.46%</b>	<b>94</b>	<b>24.54%</b>
<b>Total</b>							
Polling	2464	353	298	229	76.85%	69	23.15%
Early	2464	95	84	59	70.24%	25	29.76%
Provisional	2464	3	1	1	100.00%	0	0.00%
<b>Total</b>	<b>2464</b>	<b>451</b>	<b>383</b>	<b>289</b>	<b>75.46%</b>	<b>94</b>	<b>24.54%</b>