

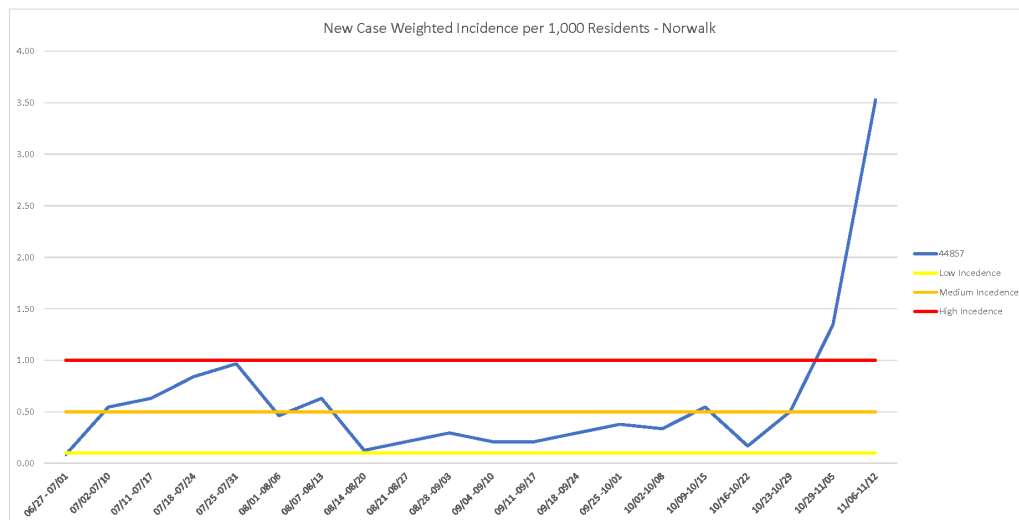


28 Executive Drive, Norwalk, OH 44857 | P: 419-668-1652 | information@huroncohealth.com | F: 419-668-0452

** ATTENTION HURON COUNTY **

Over the last few weeks the number of COVID-19 cases reported to Huron County Public Health has drastically increased. Now is the time to take action to slow the spread of COVID-19 and help us, help you. Here are the facts to what we are currently facing:

- Since November 5, Huron County has seen an increase in **158** confirmed COVID-19 cases. This is **DOUBLE** the amount of cases that were reported the week prior. It is estimated that case numbers will continue to **double unless we change what we are doing**.
- Of these **158** new cases, **84** were reported within **Norwalk** alone. **This graph is Norwalk!**



COVID-19 Hospitalizations since March in Huron County

- 15% of the people 55-74 that have tested positive for COVID-19 have been hospitalized.
- 33% of the people 75+ that have been tested positive for COVID-19 have been hospitalized.

The number of your friends and relatives that have been hospitalized this week in Huron County has also **doubled**. We saw 13 new hospitalizations this week.

We need **all** Huron County residents to make responsible choices before leaving home. The decisions we choose to make now will impact the opportunity for businesses and schools to stay open, as well as our ability to provide proper care in the soon future.



An equal opportunity provider of employment and services.



Huron County COVID-19 Weekly Update

Cumulative Data

Cumulative data for Coronavirus Disease 2019 (COVID-19) cases in Huron County, Ohio as of Thursday, November 12, 2020, at 4:30 p.m.

**** Please be advised that HCPH will NOT be releasing a Weekly Update on November 27th, for the reporting period of November 20 – November 26th in observance of the Thanksgiving holiday. Instead, HCPH will release the update for that week on Monday, November 30, 2020. ****

Total Confirmed COVID-19 Cases Including Deaths:	942
• Total Probable Cases of COVID-19:	81
• Percentage of Confirmed Cases Cleared:	80%
• Percentage of Total Confirmed Cases Hospitalized at Some Point During Illness:	10%
• Confirmed Case Age Range:	<1-99
• Confirmed Case Average Age:	46
• Confirmed Case Male	41%
• Confirmed Case Female	59%
• Fatalities	18

Weekly Data

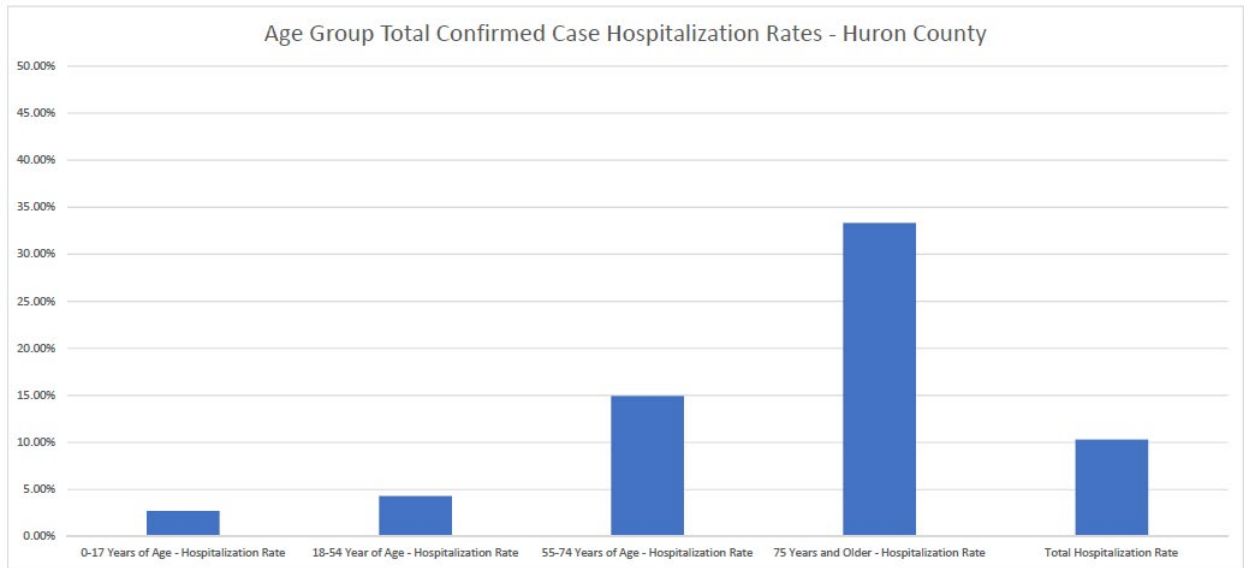
Reporting period 11/6/2020 -11/12/2020 at 4:30 p.m.

Cases, and Hospitalizations Reported within the last 7 days:

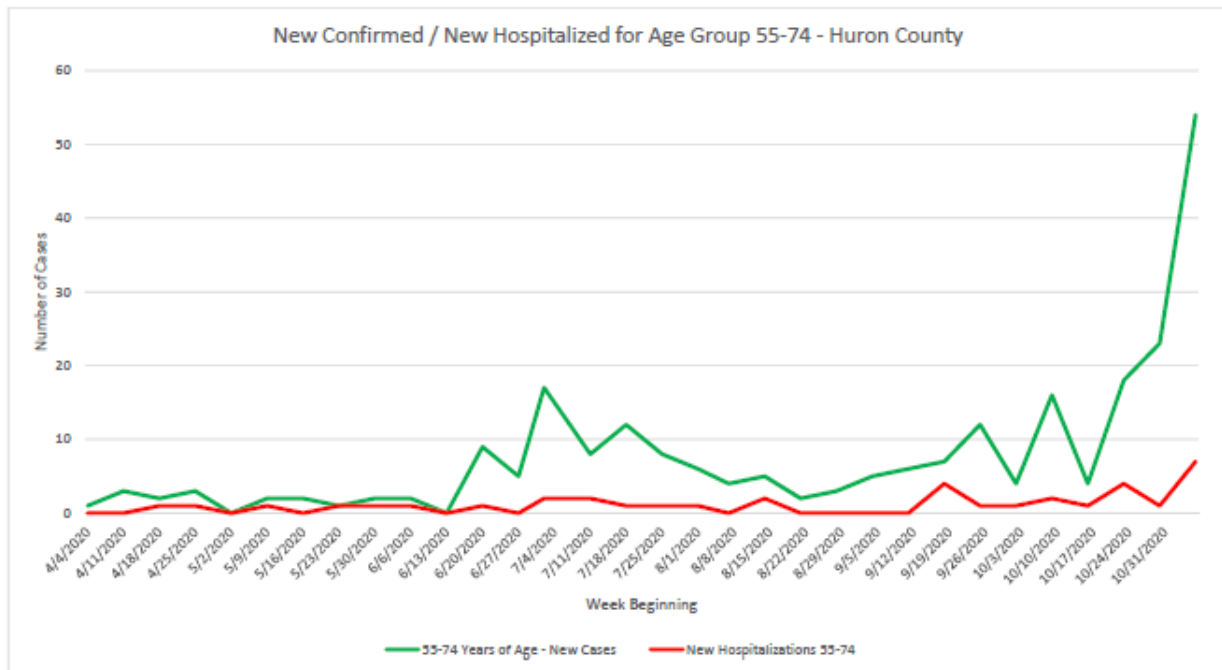
Confirmed COVID-19 cases:	158
Probable Cases:	15
Number of new cases hospitalized:	13

Number of COVID-19 Cases Reported by Age Group:

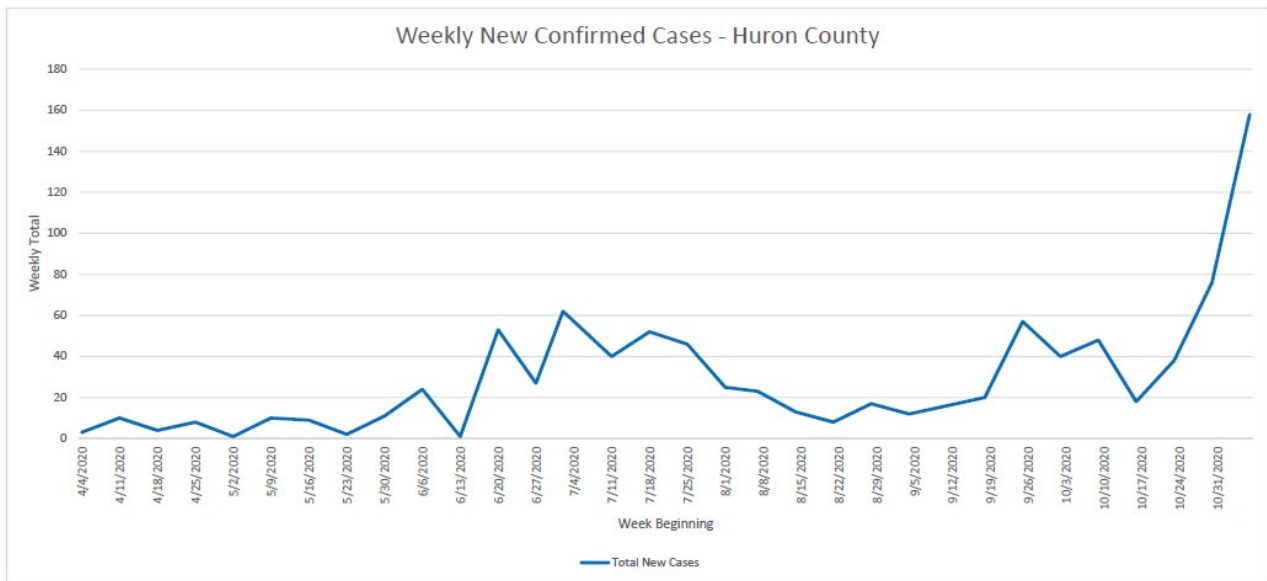
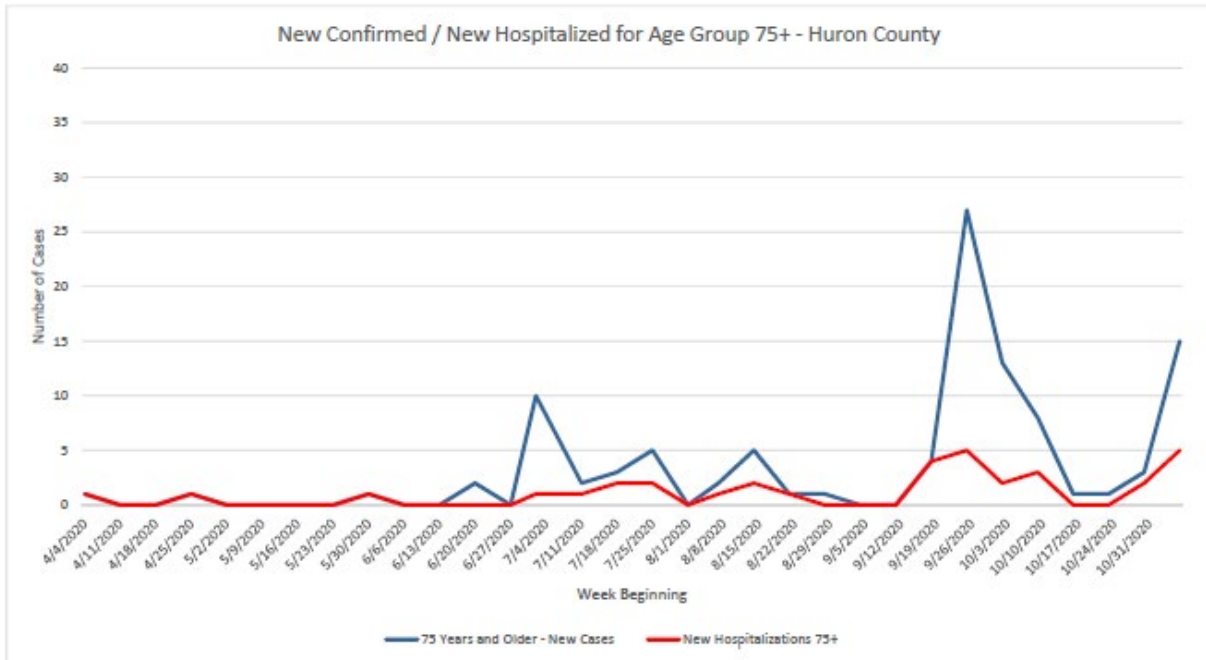
Age Range	Weekly Case Increase	Cumulative Number of Cases
0-17:	+7	74
18-24:	+14	112
25-34:	+21	147
35-44:	+24	119
45-54:	+24	134
55-64:	+35	154
65+:	+33	202



Since November 5, 2020, Huron County saw an increase of 31 COVID-19 cases in the 55-74 age group. Hospitalizations generally lag positive cases by 1-2 weeks.

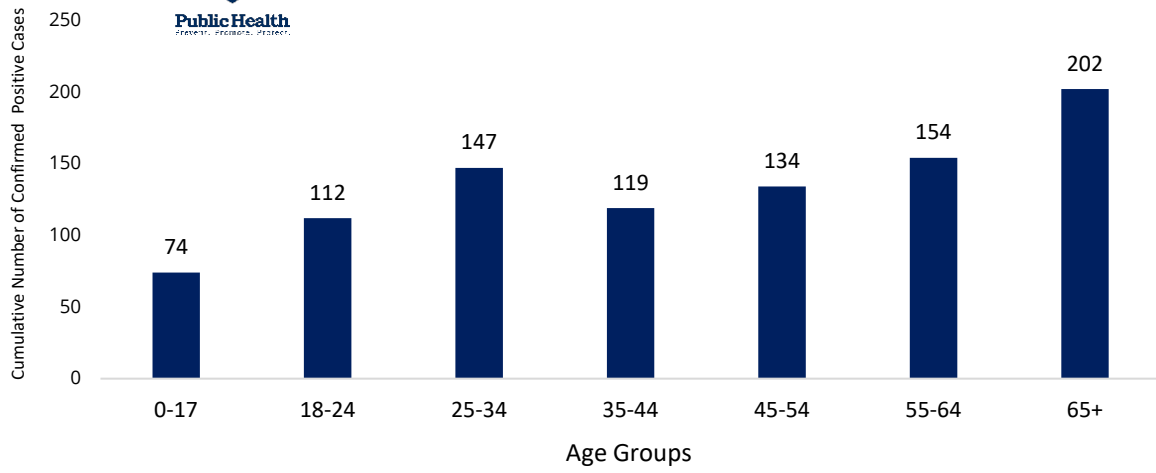


Since November 5, 2020, Huron County saw an increase of 12 COVID-19 cases in the 75+ age group. Hospitalizations generally lag positive cases by 1-2 weeks.

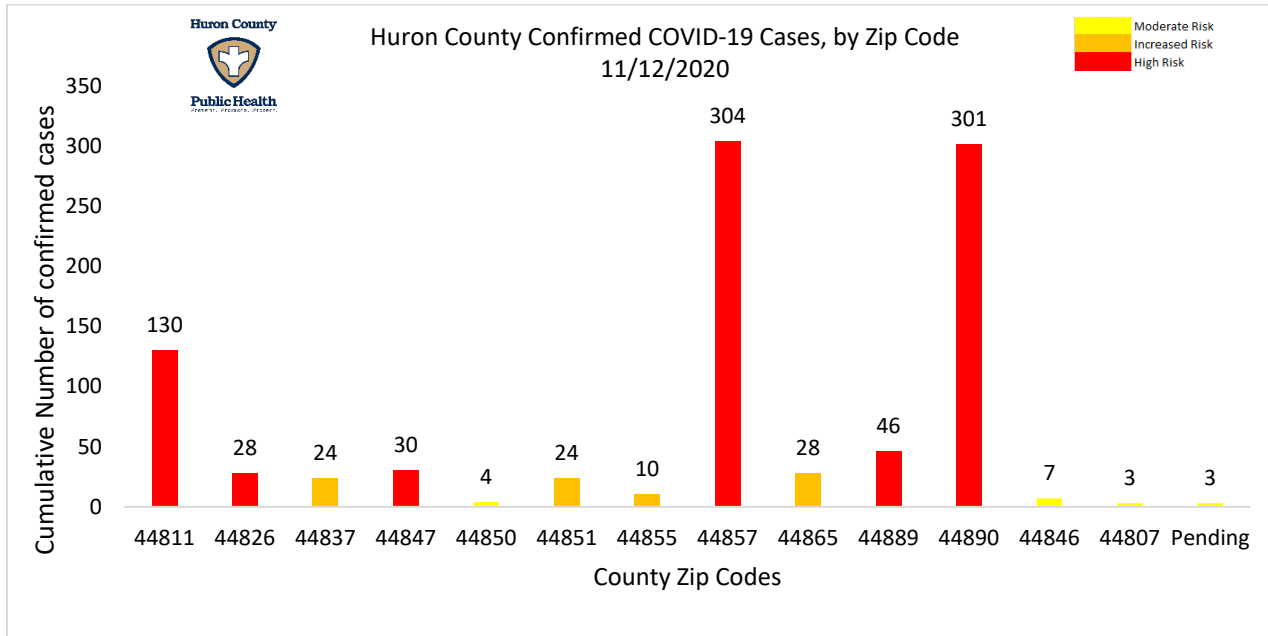




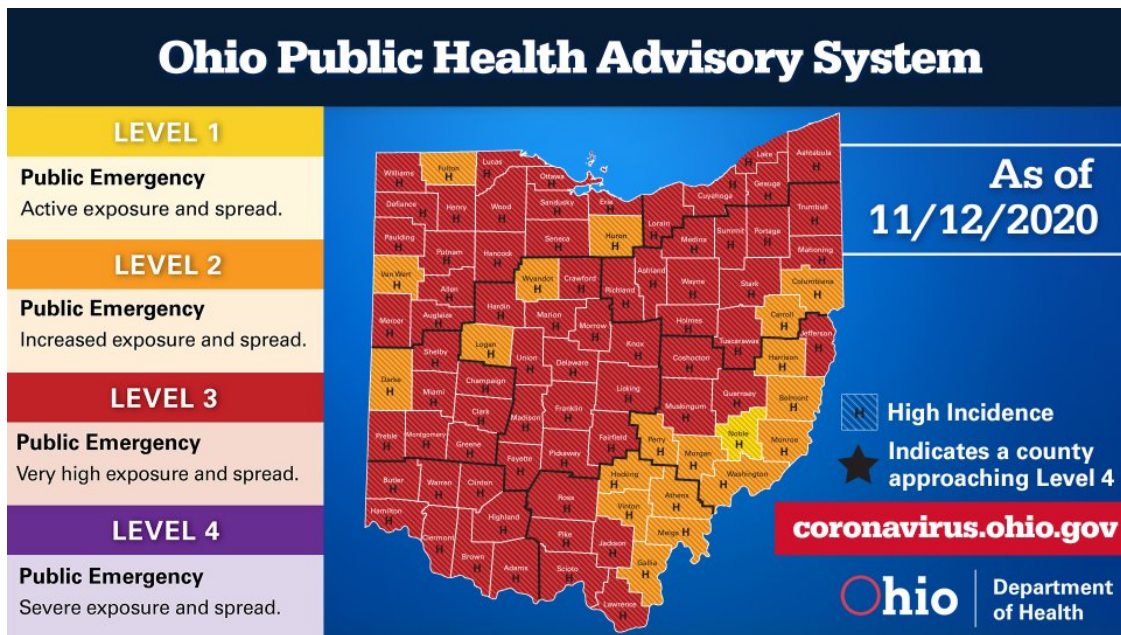
Huron County Confirmed COVID-19 Cases, by Age Group 11/12/2020



State and Local Risk Levels



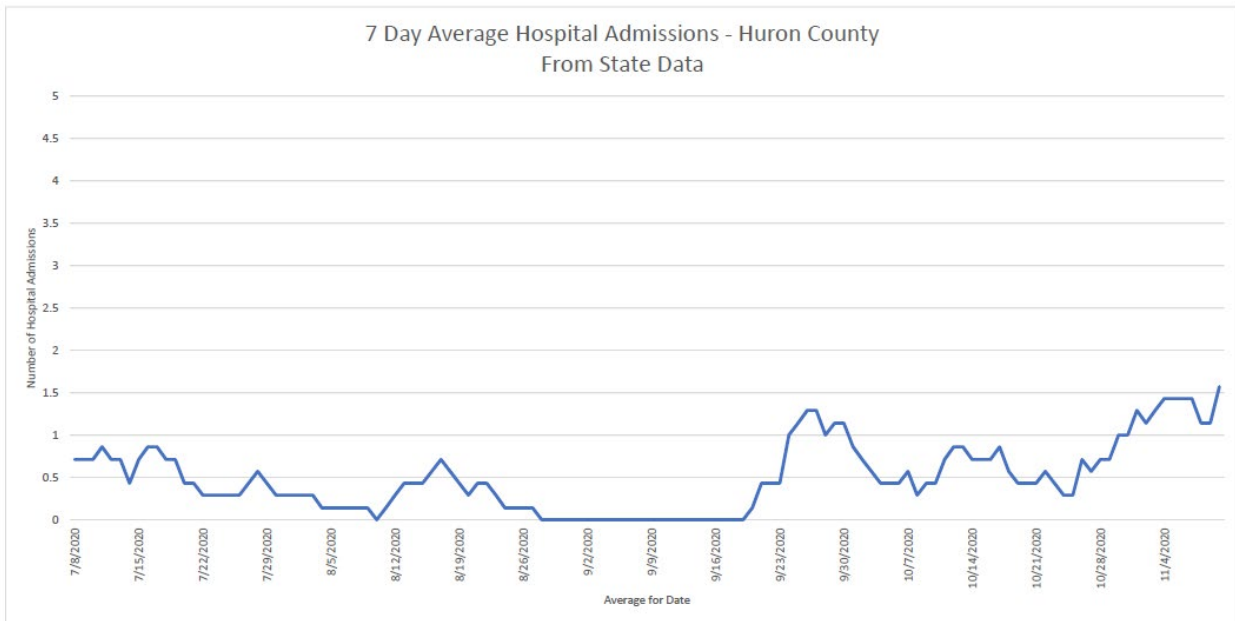
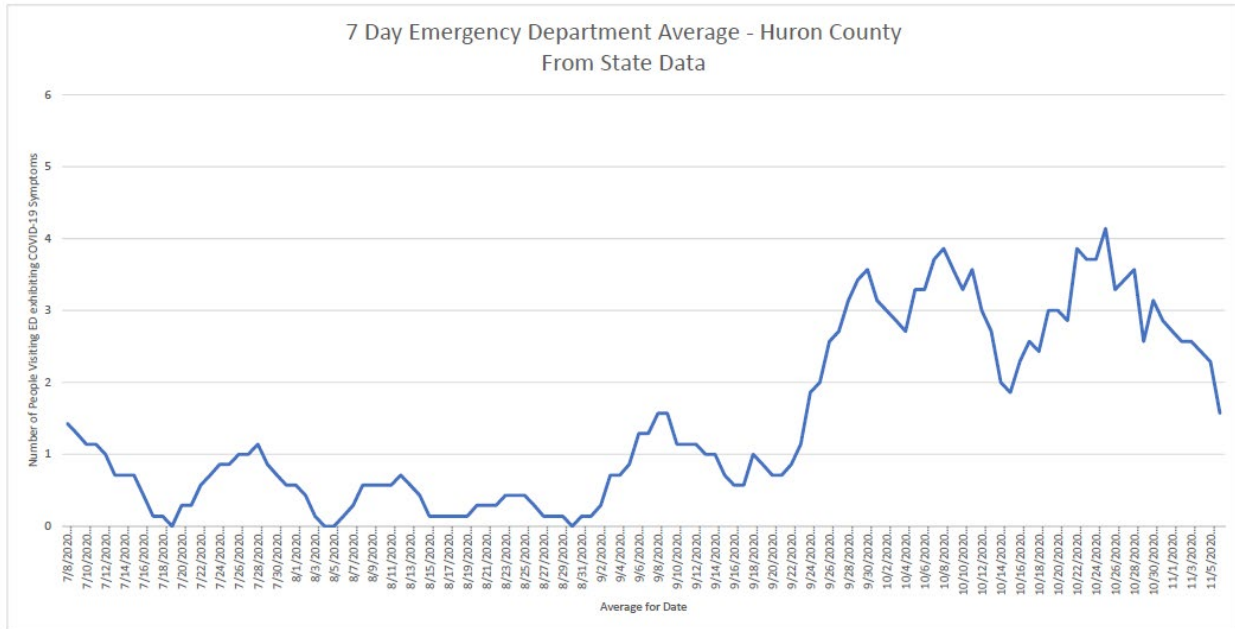
As of Thursday, November 12, 2020, Huron County remains Alert Level 2 Orange on the Ohio Department of Health’s Ohio Public Health Advisory System. HCPH is urging all residents to assess their own individual risk for illness before leaving their homes, exercise a high degree of caution when in public, and continue to follow all current health orders.

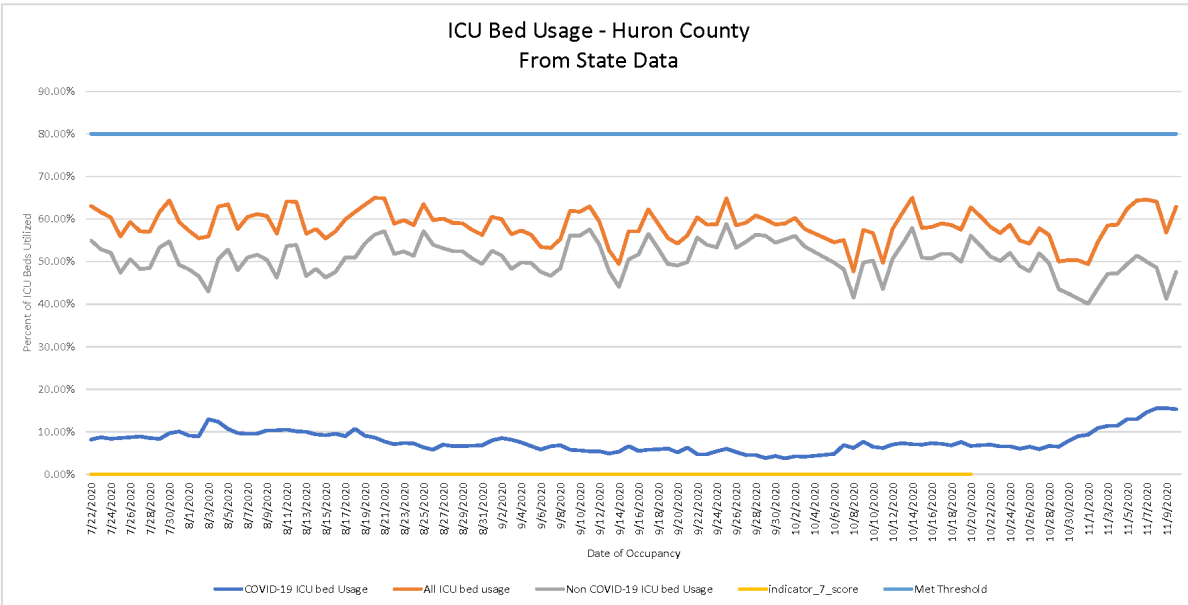


We ask that residents interested in daily case counts, long-term care case numbers, and school data, visit the Ohio Department of Health’s website at www.coronavirus.ohio.gov. The ODH dashboard is updated daily at 2:00 PM and includes both local and state COVID-19 numbers, gender breakdown, age-range, and hospitalization status for all Ohioans diagnosed with COVID-19. Visit www.huroncohealth.com/coronavirus2019 for the latest COVID-19 developments. For questions about COVID-19, call 1-833-427-5634.

Hospitalization and Emergency Department Information

Note: the following graphs have been adapted from State of Ohio data and is subject to retroactive changes when new information becomes available.





**** Please be advised that HCPH will NOT be releasing a Weekly Update on November 27th, for the reporting period of November 20 – November 26th in observance of the Thanksgiving holiday. Instead, HCPH will release the update for that week on Monday, November 30, 2020. ****