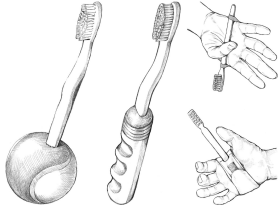







ESL at Home K-2 Weeks 1-2

Use notebook paper to complete these activities. Do one each day!

Monday	Tuesday	Wednesday	Thursday	Friday
<p>Watch a TV show or movie.</p> <p>List:</p> <ul style="list-style-type: none"> Title Characters Setting Beginning Middle End 	<p>Use objects in your house to invent something.</p> <p>Illustrate it and label it.</p> 	<p>What do you look like? Use a mirror to draw and label yourself.</p> 	<p>Write a word that starts with every letter of the alphabet.</p> <p>Example: A: apple B: boy</p>	<p>Use a toothbrush to measure 5 things in your house.</p> <p>Name: _____</p> <p> Toothbrush Measuring </p> <p>The <input type="text"/> is ___ toothbrushes long.</p> <p>The <input type="text"/> is ___ toothbrushes long.</p> <p>The <input type="text"/> is ___ toothbrushes long.</p> <p>The <input type="text"/> is ___ toothbrushes long.</p>

Monday	Tuesday	Wednesday	Thursday	Friday
<p>Find 10 things that are heavy. Draw them or write a list.</p> <p>Find 10 things that are red. Draw them or write a list.</p> <p>Find 10 things that are soft. Draw them or write a list.</p>	<p>Stack cans and boxes to make a tower. Stand back and throw a small pillow to knock it down.</p> 	<p>Write a message to someone, then write it backwards. Ask them to figure it out!</p> <p>Example: I love you uoy evol I</p>	<p>Write an acrostic poem using <u>your name</u>.</p> <p>Example: R: Really fun O: Outgoing Y: yellow hair</p>	<p>Watch two TV shows or movies and pick two characters. Draw a cartoon of them meeting each other.</p> 

ESL at Home K-2 Weeks 3-4

Use notebook paper to complete these activities. Do one each day!

Monday	Tuesday	Wednesday	Thursday	Friday		
<p>Read a book to your family. Take turns retelling the story.</p>	<p>Make a T-chart. Make a list of opposites, like big and small, yes and no.</p> <table border="1" style="margin-left: auto; margin-right: auto;"> <tr> <td style="text-align: center;"> Big Yes Happy </td> <td style="text-align: center;"> Small No Sad </td> </tr> </table>	Big Yes Happy	Small No Sad	<p>Find food in your house, like crackers or water bottles. Write or draw a math story problem. Omar has 6 crackers. Neveah ate three. How many are left?</p>	<p>Go outside. Tell someone what you see, hear, think, feel, and smell.</p>	<p>Choose an animal. Draw it and label its body parts. Write about how it moves.</p>
Big Yes Happy	Small No Sad					
Monday	Tuesday	Wednesday	Thursday	Friday		
<p>Create shadow shapes on the wall. How many different shapes can you make with your hands?</p>	<p>Use crackers or candy to write words you find in your home.</p> 	<p>Take a walk in your neighborhood. Use sticks, leaves, and rocks to make words.</p> 	<p>Sort your clothes or toys into rainbow order.</p> <p>Sort your clothes or toys into order, biggest to smallest.</p>	<p>Use the food in your house to create a menu with prices.</p> <p>Example: Milk = \$2.00 Bananas = \$3.00 Ice cream = \$1.00</p>		