

Green Screen: Songs & Games

SARAH FRESQUEZ-PEÑA

SPECIAL EDUCATION PRESCHOOL TEACHER

Benefits

1

Increase in sustained attention

Many students who receive special education services struggle to attend to a teacher especially on a screen

2

Incorporate student interest

3

Target IEP goals

Songs

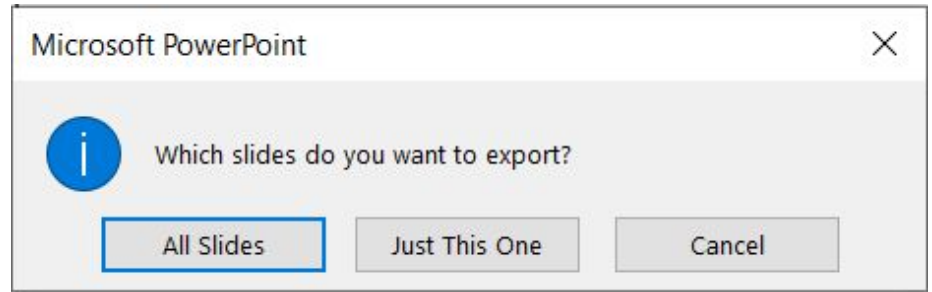
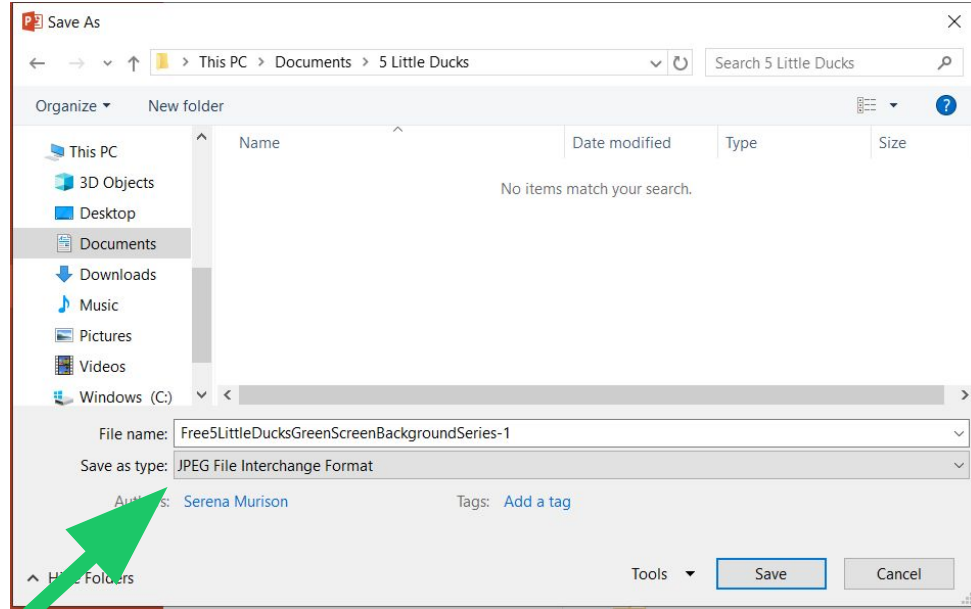
- Songs are an integral part of an early childhood program
- Typically we rely on manipulatives to interact with during songs
- Songs target imitation, language, and gross motor & fine motor movement.
- Many students who require significant support struggle with imitation skills.
- Using a green screen to accompany songs provides a great visual without the manipulatives!

Wheels on the Bus




Quick tip!

You can make green screen activities in PowerPoint and 'Save As' images (i.e., jpeg or png)



Five Little Ducks



Head, Shoulders, Knees, and Toes



Games

- Use games to target IEP goals and Essential Indicators
- Encourage student participation
- Helps to mimic “hands-on” activities

Go Away Monster!



Chompin' Chipmunk



Quick tip!

If you wear green when using a green screen, you will probably disappear!



Resources

- GoGo Speech - <https://www.gogospeech.com/>
 - Subscribe for mailing list and receive FREE green screen activities in your email
- PlaySpark Toys - <https://www.playsparktoys.com/shop/free-backgrounds>

Thanks!

sfresquez@sfps.k12.nm.us