



Dear Parents,


We are so excited to have your children in 3rd grade this coming fall! To help your student retain all of the skills they learned this year and to prepare them with everything they need in 3rd grade, we are sending home this summer review packet. These activities are quick and take little time each day but are invaluable in helping your child maintain his/her learning.

The book is organized into 8 weeks and each week has 5 days of activities. Each day gives 1 reading and 1 math activity. Please sit down and go over the activities with your child. It is also asked that your child reads 20 minutes each day and frequently reviews the sight words that are included. You can record the reading on the reading log pages. Your involvement and support is so valuable and very much appreciated!

Finally, every 3rd grader gets a google Chromebook to use in class. We know that many of them are used to using iPads, so if you could please show your child how to use a laptop (how to click and use the mouse pad, how to scroll, etc) that would be very helpful in the fall!

Have a wonderful summer and we look forward to seeing you all soon!

Miss Salsbury and Miss DeVecchio



Sight Words

Please practice these sight words over the summer.

fry words 101-125

over

give

new

most

sound

very

take

after

only

things

little

our

work

just

know

name

place

good

years

sentence

live

man

me

think

back

fry words 126-150

say

same

great

tell

where

boy

help

follow

through

came

much

want

before

show

line

also

right

around

too

form

means

three

old

small

any

Sight Words

Please practice these sight words over the summer.

fry words 151-175

set

here

put

why

end

ask

does

went

another

men

well

read

large

need

must

land

big

different

even

home

such

us

because

move

turn

fry words 176-200

try

point

kind

page

hand

letter

picture

mother

again

answer

change

found

off

study

play

still

spell

learn

air

should

away

America

animal

world

house

Reading Log

Record your summer reading by filling out the log.

date	books	min.

date	books	min.

Reading Log






Record your summer reading by filling out the log.

<i>date</i>	<i>books</i>	<i>min.</i>

<i>date</i>	<i>books</i>	<i>min.</i>

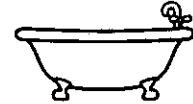
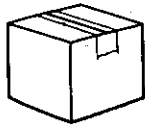

Week 1

Color a sun for each day you read 20 minutes.



Day 1

1. Draw a  over the pictures that have a short vowel sound, and a  over pictures with a long vowel sound.



2. Circle all of the even numbers.

32

14

7

89

116

21

200

Day 2

1. Touch each dot and read the sound each vowel digraph makes.

ai



ay



ee



ea



oa



ow



ou



aw



au



oo



2. Solve the problems as quickly as you can.

$6+3=$ ___

$9+5=$ ___

$15+4=$ ___

$8+4=$ ___

$7+6=$ ___

$3+15=$ ___

Day 3

1. Read the story 3 times. Check off a square for each time you read it.



Pam and her family were going on a vacation. She was so excited! She needed to pack so she would be all ready. She decided to bring her sandals, sunglasses, and swimming suit. Next she made a list of everything she wanted to do. She wanted to swim in the waves, look for seashells, and make a big sandcastle. She was going to have so much fun!

2. Circle all of the odd numbers.

53 22 74 3 91 120 217

Day 4

1. Read the story again from Day 3. Answer the questions.

What did Pam do to get ready to go?

Where do you think Pam and her family are going?
How do you know?

2. Solve the problems as quickly as you can.

$12 - 6 = \underline{\quad}$

$17 - 3 = \underline{\quad}$

$10 - 8 = \underline{\quad}$


$20 - 4 = \underline{\quad}$

$16 - 8 = \underline{\quad}$

$13 - 3 = \underline{\quad}$

Day 5

Go outside and find something interesting in nature.
Draw a picture of it and write 3 details about it.





Week 2

Color a palm tree for each day you read 20 minutes.



Day 1

1. Draw a  over the words that have a short vowel sound, and a  over words with a long vowel sound.

taste

jump

light

brick

stump

globe

ask

mule

theme

2. Circle the thousandths place, underline the hundredths place, draw a square around the tens place, and a triangle around the ones place.

1,529

3,461

7,280

5,033

Day 2

1. Draw a line to match the word to the picture.

train tray toast tissue team tee turkey tube



2. Write how many hundreds, tens, and ones each number has.

348		
hundreds	tens	ones

590		
hundreds	tens	ones

808		
hundreds	tens	ones

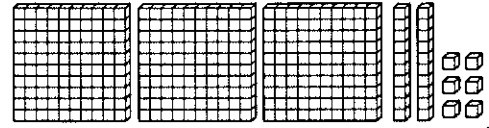
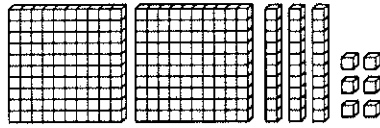
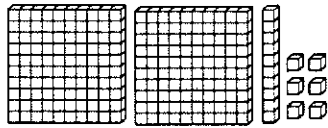
Day 3

1. Read the story 3 times. Check off a square for each time you read it.



Cody and Brad are best friends. Every year they look forward to spending all of summer break together. This year will be their last summer together though, because Cody is moving. They have to make it the best summer yet. They will climb trees, go to the pool, and eat ice cream everyday. They will have a big going away party at the end of summer. This will be a summer to remember.

2. Circle the correct way to show the number 236.



Day 4

1. Read the story again from Day 3. Answer the questions.

Circle the main idea of the story.

Cody and Brad try to stop Cody's family from moving.

Cody and Brad plan a big party.

Cody and Brad have a fun summer together before Cody moves.

What key details support that main idea?

2. Draw hundreds, tens, and ones blocks to show each number (you can use big squares for hundreds, lines for tens, and little squares for ones).

274

518

Day 5

Plan your summer! Write about the top 3 things you want to do this summer.

Week 3

Color a bucket for each day you read 20 minutes.



Day 1

1. Choose a prefix to go with each base word.
Write the new word on a line.

Prefixes:

pre-

un-

re-

dis-

Base Words:

view tie

appear use

wind heat

happy agree

_____	_____
_____	_____
_____	_____
_____	_____
_____	_____
_____	_____

2. Compare the numbers using $<$, $>$, and $=$.

$72 \quad \underline{\quad} \quad 59$

$108 \quad \underline{\quad} \quad 131$

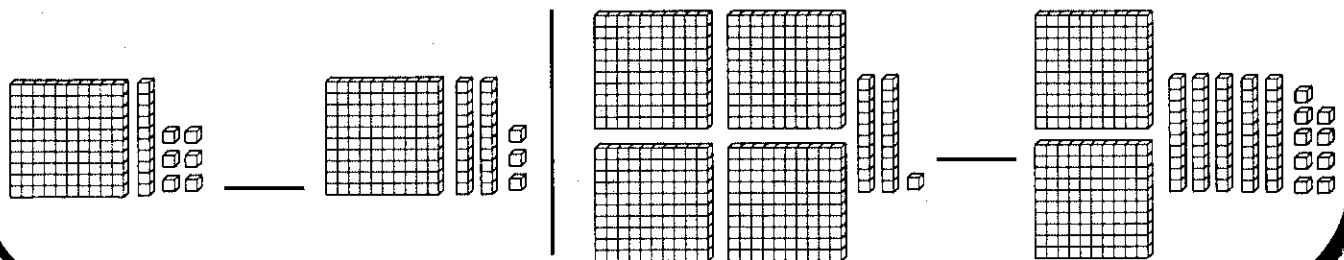
$523 \quad \underline{\quad} \quad 423$

Day 2

1. Circle the suffix, underline the base word.

sadness sadly careful careless harmful
harmless useful usable moveable movement

2. Compare the numbers using $<$, $>$, and $=$.



Day 3

1. Read the story 3 times. Check off a square for each time you read it.



Once there was a mouse who was caught by a lion. The mouse pleaded with the lion to let him go, and promised he would help him one day. The lion laughed at the thought of a little mouse helping him, but he let him go out of amusement. The next day, the lion got caught in a hunter's trap. He roared in distress. The mouse heard him and came to help. He gnawed through the rope and set the lion free.

2. Match the number to its written form.

642

609

890

six hundred nine eight hundred ninety six hundred forty-two

Day 4

1. Read the story again from Day 3. Answer the question.

What is the moral of the story?

2. Write each number in expanded form.

(372)

(126)

___ + ___ + ___ = ___

(815)

$100 + 20 + 6 = 126$

___ + ___ + ___ = ___

Day 5

Write about a way that you can apply the moral of the story from Day 3 in your life.

Week 4

Color a pineapple for each day you read 20 minutes.



Day 1

1. Read the following words. Circle any words that have a long vowel sound.

jungle

truly

dentist

bonus

favor

mental

behind

nature

problem

2. Skip count by 3's and 4's to finish the patterns.

3	6			15		21	24		
---	---	--	--	----	--	----	----	--	--

4		12			24			36	
---	--	----	--	--	----	--	--	----	--

Day 2

1. Circle the homophone that matches the picture.



bare / bear



won / one



flour / flower



whether / weather

2. Solve the problem. Draw a picture if you need to.

Tony got 13 presents for his birthday. He opened 6 of them. How many more presents does

Tony have left to open?

_____ presents

Day 3

1. Read the story 3 times. Check off a square for each time you read it.

<input type="checkbox"/>	<input type="checkbox"/>	<input type="checkbox"/>
--------------------------	--------------------------	--------------------------

Once upon a time there was a magical land that was hidden from the rest of the world. One day, a boy and girl named Max and Daisy accidentally discovered it by falling into a magic hole. While they were there, they met unicorns, got chased by a troll, and saved a wizard's castle. To help them get home, the wizard gave them a magical ladder. They used it to climb up out of the hole and go home.

2. Skip count by 5's and 6's to finish the patterns.

5		15			30			45	
6	12		24		36	42		54	

Day 4

1. Read the story again from Day 3. Summarize the beginning, middle, and end.

Beginning	Middle	End
<hr/> <hr/> <hr/>	<hr/> <hr/> <hr/>	<hr/> <hr/> <hr/>

2. Solve the problem. Draw a picture if you need to.

Jen had 6 flowers. She went outside and picked 5 more. Then she gave 4 to her mom. How many flowers does she have left?


_____ flowers

Day 5

Summarize a book that you read this week. Write the beginning, middle, and end of the story.

Week 5

Color a watermelon for each day you read 20 minutes.



Day 1

1. Read the words and draw a line to split them into syllables.

magnet

basket

ivy

locate

nobody

season

teacher

explode

wonderful

2. Solve the problems. You can use any method you need to.

$$\begin{array}{r} 42 \\ +23 \\ \hline \end{array}$$

$$\begin{array}{r} 26 \\ +15 \\ \hline \end{array}$$

$$\begin{array}{r} 57 \\ +34 \\ \hline \end{array}$$

Day 2

1. Draw a line from each homograph to the 2 pictures it matches.

tear cool letter sign



2. Solve the problem.

The 3rd grade went on a field trip. 23 students from Mr. Smith's class went, and 18 students from Ms. Rix's class went. How many students went on the field trip in total?

_____ students

Day 3

1. Read each story 3 times. Check off a square for each time you read them.



Text 1

The African Savannah is a beautiful place with fascinating wildlife. There are open grassy plains, and not many trees. Animals there are adapted to survive in the heat. There you can find lions, zebras, crocodiles, and more.

Text 2

Zoe's job is an African Safari guide. She takes people on jeep tours around the African Savannah. Her favorite part of her job is seeing the look on people's faces when they see wild animals for the first time. Zoe loves her job!

2. Solve the problems. You can use any method you need to.

$$\begin{array}{r} 38 \\ - 15 \\ \hline \end{array}$$

$$\begin{array}{r} 76 \\ - 31 \\ \hline \end{array}$$

$$\begin{array}{r} 52 \\ - 23 \\ \hline \end{array}$$


Day 4

1. Read the stories again from Day 3. Complete the Venn Diagram to show how the two texts are alike and different.

Text 1

Both

Text 2



2. Solve the problem.

From the 41 students that went on the field trip, 16 students got lost. How many students were left to help find them?

_____ students

Day 5

Read 2 similar books. Write one way they are the same, and one way they are different.

Week 6

Color a popsicle for each day you read 20 minutes.



Day 1

1. Draw a line to label each word as a noun, adjective, or verb.

pizza

McDonald's

school

noun

funny

run

adjective

Jane

play

verb

learn

small

fast

2. Solve the problems. You can use any method you need to.

$$\begin{array}{r} 462 \\ +324 \\ \hline \end{array}$$

$$\begin{array}{r} 548 \\ +253 \\ \hline \end{array}$$

Day 2

1. Write 2 examples of each kind of word.

noun:

verb:

adjective:

2. Solve the problems. You can use any method you need to.

$$\begin{array}{r} 638 \\ -524 \\ \hline \end{array}$$

$$\begin{array}{r} 871 \\ -325 \\ \hline \end{array}$$

Day 3

1. Read the story 3 times. Check off a square for each time you read it.

<input type="checkbox"/>	<input type="checkbox"/>	<input type="checkbox"/>
--------------------------	--------------------------	--------------------------

Kimberly was so excited for her soccer game on Saturday. She got dressed in her uniform, grabbed her soccer ball, and headed to the park. When she got there, she saw that the field was flooded with water after a big rainstorm that morning. Her team was so upset, the game would have to be postponed. Then, Kimberly thought of an idea. She ran to her coach and told him. He thought it was a great idea. Both teams headed to the school cafeteria. They moved all the tables aside, and played soccer where they usually eat lunch!

2. Solve the problem.

Beth had 23 dollars. She washed the car and earned 12 more dollars. Then she mowed the lawn and earned 24 more dollars. How much money does Beth have now?

_____ students

Day 4

1. Read the story again from Day 3. Answer the questions.

What sport did Kimberly play?

Why couldn't they have the game at the park?

Who did Kimberly tell her idea to?

How did they solve the problem?

2. Solve the problem.

There were 37 people at a party. 15 more people came. Then 21 people went home. How many people are left at the party?

_____ people

Day 5

Think of one of your favorite things you have done this summer. Write a paragraph describing it.

Week 7

Color a flip flop for each day you read 20 minutes.



Day 1

1. Circle the simple sentences and underline the compound sentences.

I am excited for school. I want to meet new friends and I want to learn new things. My favorite subject is math and my favorite specialty is library. School is fun!

2. Solve the problems.



$$4+4+4= \underline{\quad} \quad 5+5+5+5= \underline{\quad} \quad 7+7+7= \underline{\quad}$$

Day 2

1. Change these 2 simple sentences into a compound sentence.

Jack likes to swim in the ocean. Ann likes to play in the sand.

2. Match each array to the equation that it shows.



$$3+3+3+3=12 \quad 2+2+2+2+2=10 \quad 6+6=12$$

Day 3

1. Read the story 3 times. Check off a square for each time you read it.

<input type="checkbox"/>	<input type="checkbox"/>	<input type="checkbox"/>
--------------------------	--------------------------	--------------------------

The world has sent about 500 astronauts into space. These astronauts go to space school and work very hard for the opportunity to travel into space. Their suits are very expensive, and keep them safe while they are in space. 12 astronauts have landed on the moon and walked around on it. There have even been animals sent into outer space, including dogs and monkeys. Astronauts have an amazing job!

2. Draw an array to help you solve the equation.

$$6 + 6 + 6 + 6 = \underline{\quad}$$

Day 4

1. Read the story again from Day 3. Write the main idea and 3 facts about it.

Main Idea:

Facts:

1. _____
2. _____
3. _____

2. Solve the problem. Draw an array if you need to.

I have 4 tomato plants in my garden. I planted 4 more cucumber plants. Then I planted 4 more squash plants. Finally, I planted my last 4 bean plants.

How many plants are in my garden altogether?

_____ plants

Day 5

Choose a topic that interests you (an animal, a sport, a food, etc.) Introduce your topic and write 3 facts about it.

Week 8

Color a flamingo for each day you read 20 minutes.



Day 1

1. Circle the mistakes, and write the sentence correctly underneath.

i like to play out side wen its time four resess

2. How much money do these coins represent?



Day 2

1. Add details to the sentence to make it more interesting. Write the new sentence underneath.

Summer break is fun.

2. Solve the problem.

Ken went to the store. He had \$15.75 to spend. He bought a candy bar for \$3.25. How much money does he have left?

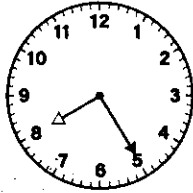
Day 3

1. Read the story 3 times. Check off a square for each time you read it.

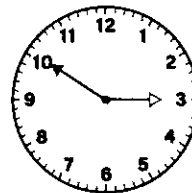


Cafeterias should serve more fruit at lunch. Fruit is healthy for kids, and has many benefits. It helps people not get sick. Fruit also gives you vitamins that you need to stay healthy. Eating fruit can also help kids focus better in school, because it gives them a healthy energy boost. Finally, kids love fruit! If more fruit is offered, kids are less likely to eat junk food. More fruit in cafeterias would help kids so much!

2. Write the time that each clock shows.



_____ : _____



_____ : _____

Day 4

1. Read the story again from Day 3. What is the author's opinion? Give 3 details that support the author's opinion.

Author's Opinion:

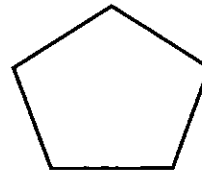
Supporting Details:

1. _____
2. _____
3. _____

2. Name each shape and write how many sides and angles each shape has.



_____ sides
_____ angles



_____ sides
_____ angles

Day 5

Do you think summer break should be longer? Give 3 reasons to support your opinion.
