



ASSESSMENT TECHNOLOGY INCORPORATED

A Guide for Galileo K-12 Online Class Score Grid and Class Score List Reports

These reports provide teachers with data related to how each individual student performed on the test and how the overall class performed on the benchmark or formative test.

CLASS SCORE GRID REPORT

This report provides teachers with data related to how each individual student performed on the test and how the overall class performed on the test.

Report Interpretation

- Class Statistics:** highlights the highest score in the class, the lowest score in the class, and class average.
- Maximum Score:** for each item, and for the entire test, the total possible points are listed.
- Total Points Earned:** the total points earned for each student are listed.
- Percent:** each individual student's test score is presented as a percent in addition to being presented as total points earned.
- Class Item %:** provides you with the average score per test item.


School		Summerfield School																																																																																																																																																																																																																																																																																																																																																																																																																																																									
Class		3rd Grade: Z COLE																																																																																																																																																																																																																																																																																																																																																																																																																																																									
Test		06-07 GCSD 3 Gr Math #1																																																																																																																																																																																																																																																																																																																																																																																																																																																									
Class Test Statistics																																																																																																																																																																																																																																																																																																																																																																																																																																																											
High Score	32.00/40 = 80.00%	← a - Class Statistics																																																																																																																																																																																																																																																																																																																																																																																																																																																									
Low Score	0.00/40 = 0.00%																																																																																																																																																																																																																																																																																																																																																																																																																																																										
Average Score	17.85/40 = 44.63%																																																																																																																																																																																																																																																																																																																																																																																																																																																										
<table border="1"> <thead> <tr> <th>Questions</th> <th>Max</th> <th>ATTWOOD, Elnor</th> <th>BUNCH, Erik</th> <th>CROSS, Billy</th> <th>DUKE, Nicholas</th> <th>FERNANDEZ, Ashleigh</th> <th>GARRETT, Jillian</th> <th>HARPER, Kaley</th> <th>HUNT, Devon</th> <th>HURLEY, Cassidy</th> <th>INGRAM, Moriah</th> <th>JONES, Preston</th> <th>KELLY, Enrique</th> <th>KEY, Edwin</th> <th>LANGRISH, Malory</th> <th>LOTT, Zolary</th> <th>MCMANON, Suzanne</th> <th>REDFIN, Nyssa</th> <th>Class Item %</th> </tr> </thead> <tbody> <tr><td>1</td><td>1.0</td><td>0.0</td><td>0.0</td><td>0.0</td><td>0.0</td><td>0.0</td><td>0.0</td><td>0.0</td><td>0.0</td><td>0.0</td><td>0.0</td><td>0.0</td><td>0.0</td><td>0.0</td><td>0.0</td><td>0.0</td><td>0.0</td><td>0.0</td><td>54.17%</td></tr> <tr><td>2</td><td>1.0</td><td>0.0</td><td>1.0</td><td>0.0</td><td>0.0</td><td>0.0</td><td>0.0</td><td>0.0</td><td>0.0</td><td>0.0</td><td>0.0</td><td>0.0</td><td>0.0</td><td>0.0</td><td>0.0</td><td>0.0</td><td>0.0</td><td>0.0</td><td>50.00%</td></tr> <tr><td>3</td><td>1.0</td><td>0.0</td><td>1.0</td><td>0.0</td><td>0.0</td><td>0.0</td><td>0.0</td><td>0.0</td><td>0.0</td><td>0.0</td><td>0.0</td><td>0.0</td><td>0.0</td><td>0.0</td><td>0.0</td><td>0.0</td><td>0.0</td><td>0.0</td><td>33.33%</td></tr> <tr><td>4</td><td>1.0</td><td>0.0</td><td>1.0</td><td>0.0</td><td>0.0</td><td>0.0</td><td>0.0</td><td>0.0</td><td>0.0</td><td>0.0</td><td>0.0</td><td>0.0</td><td>0.0</td><td>0.0</td><td>0.0</td><td>0.0</td><td>0.0</td><td>0.0</td><td>66.67%</td></tr> <tr><td>5</td><td>1.0</td><td>0.0</td><td>1.0</td><td>1.0</td><td>0.0</td><td>0.0</td><td>0.0</td><td>0.0</td><td>0.0</td><td>0.0</td><td>0.0</td><td>0.0</td><td>0.0</td><td>0.0</td><td>0.0</td><td>0.0</td><td>0.0</td><td>0.0</td><td>83.33%</td></tr> <tr><td>6</td><td>1.0</td><td>0.0</td><td>1.0</td><td>1.0</td><td>0.0</td><td>0.0</td><td>0.0</td><td>0.0</td><td>0.0</td><td>0.0</td><td>0.0</td><td>0.0</td><td>0.0</td><td>0.0</td><td>0.0</td><td>0.0</td><td>0.0</td><td>0.0</td><td>70.83%</td></tr> <tr><td>7</td><td>1.0</td><td>1.0</td><td>1.0</td><td>0.0</td><td>0.0</td><td>0.0</td><td>0.0</td><td>0.0</td><td>0.0</td><td>0.0</td><td>0.0</td><td>0.0</td><td>0.0</td><td>0.0</td><td>0.0</td><td>0.0</td><td>0.0</td><td>0.0</td><td>37.50%</td></tr> <tr><td>8</td><td>1.0</td><td>1.0</td><td>1.0</td><td>0.0</td><td>0.0</td><td>0.0</td><td>0.0</td><td>0.0</td><td>0.0</td><td>0.0</td><td>0.0</td><td>0.0</td><td>0.0</td><td>0.0</td><td>0.0</td><td>0.0</td><td>0.0</td><td>0.0</td><td>37.50%</td></tr> <tr><td>9</td><td>1.0</td><td>0.0</td><td>1.0</td><td>0.0</td><td>0.0</td><td>0.0</td><td>0.0</td><td>0.0</td><td>0.0</td><td>0.0</td><td>0.0</td><td>0.0</td><td>0.0</td><td>0.0</td><td>0.0</td><td>0.0</td><td>0.0</td><td>0.0</td><td>16.67%</td></tr> <tr><td>10</td><td>1.0</td><td>0.0</td><td>0.0</td><td>1.0</td><td>0.0</td><td>0.0</td><td>0.0</td><td>0.0</td><td>0.0</td><td>0.0</td><td>0.0</td><td>0.0</td><td>0.0</td><td>0.0</td><td>0.0</td><td>0.0</td><td>0.0</td><td>0.0</td><td>50.00%</td></tr> <tr><td>11</td><td>1.0</td><td>0.0</td><td>0.0</td><td>1.0</td><td>0.0</td><td>0.0</td><td>0.0</td><td>0.0</td><td>0.0</td><td>0.0</td><td>0.0</td><td>0.0</td><td>0.0</td><td>0.0</td><td>0.0</td><td>0.0</td><td>0.0</td><td>0.0</td><td>58.33%</td></tr> <tr><td>12</td><td>1.0</td><td>0.0</td><td>1.0</td><td>1.0</td><td>0.0</td><td>0.0</td><td>0.0</td><td>0.0</td><td>0.0</td><td>0.0</td><td>0.0</td><td>0.0</td><td>0.0</td><td>0.0</td><td>0.0</td><td>0.0</td><td>0.0</td><td>0.0</td><td>45.83%</td></tr> <tr><td>13</td><td>1.0</td><td>0.0</td><td>1.0</td><td>1.0</td><td>0.0</td><td>0.0</td><td>0.0</td><td>0.0</td><td>0.0</td><td>0.0</td><td>0.0</td><td>0.0</td><td>0.0</td><td>0.0</td><td>0.0</td><td>0.0</td><td>0.0</td><td>0.0</td><td>41.67%</td></tr> <tr><td>14</td><td>1.0</td><td>0.0</td><td>0.0</td><td>1.0</td><td>0.0</td><td>0.0</td><td>0.0</td><td>0.0</td><td>0.0</td><td>0.0</td><td>0.0</td><td>0.0</td><td>0.0</td><td>0.0</td><td>0.0</td><td>0.0</td><td>0.0</td><td>0.0</td><td>12.50%</td></tr> <tr><td>15</td><td>1.0</td><td>1.0</td><td>0.0</td><td>1.0</td><td>0.0</td><td>0.0</td><td>0.0</td><td>0.0</td><td>0.0</td><td>0.0</td><td>0.0</td><td>0.0</td><td>0.0</td><td>0.0</td><td>0.0</td><td>0.0</td><td>0.0</td><td>0.0</td><td>41.67%</td></tr> <tr><td>16</td><td>1.0</td><td>0.0</td><td>0.0</td><td>0.0</td><td>0.0</td><td>0.0</td><td>0.0</td><td>0.0</td><td>0.0</td><td>0.0</td><td>0.0</td><td>0.0</td><td>0.0</td><td>0.0</td><td>0.0</td><td>0.0</td><td>0.0</td><td>0.0</td><td>25.00%</td></tr> <tr><td>17</td><td>1.0</td><td>0.0</td><td>1.0</td><td>0.0</td><td>0.0</td><td>0.0</td><td>0.0</td><td>0.0</td><td>0.0</td><td>0.0</td><td>0.0</td><td>0.0</td><td>0.0</td><td>0.0</td><td>0.0</td><td>0.0</td><td>0.0</td><td>0.0</td><td>45.83%</td></tr> <tr><td>18</td><td>1.0</td><td>0.0</td><td>1.0</td><td>1.0</td><td>0.0</td><td>0.0</td><td>0.0</td><td>0.0</td><td>0.0</td><td>0.0</td><td>0.0</td><td>0.0</td><td>0.0</td><td>0.0</td><td>0.0</td><td>0.0</td><td>0.0</td><td>0.0</td><td>62.50%</td></tr> <tr><td>19</td><td>1.0</td><td>0.0</td><td>1.0</td><td>1.0</td><td>0.0</td><td>0.0</td><td>0.0</td><td>0.0</td><td>0.0</td><td>0.0</td><td>0.0</td><td>0.0</td><td>0.0</td><td>0.0</td><td>0.0</td><td>0.0</td><td>0.0</td><td>0.0</td><td>37.50%</td></tr> <tr><td>40.00</td><td>13.00</td><td>25.00</td><td>23.00</td><td>25.00</td><td>15.00</td><td>27.00</td><td>22.00</td><td>15.00</td><td>17.00</td><td>20.00</td><td>16.00</td><td>24.00</td><td>0.00</td><td>21.00</td><td>22.00</td><td>23.00</td><td></td><td></td><td>44.63%</td></tr> <tr><td>%</td><td>30.0%</td><td>62.5%</td><td>57.5%</td><td>62.5%</td><td>37.5%</td><td>67.5%</td><td>55.0%</td><td>37.5%</td><td>42.5%</td><td>50.0%</td><td>40.0%</td><td>60.0%</td><td>0.0%</td><td>52.5%</td><td>55.0%</td><td>57.5%</td><td></td><td></td><td></td></tr> </tbody> </table>				Questions	Max	ATTWOOD, Elnor	BUNCH, Erik	CROSS, Billy	DUKE, Nicholas	FERNANDEZ, Ashleigh	GARRETT, Jillian	HARPER, Kaley	HUNT, Devon	HURLEY, Cassidy	INGRAM, Moriah	JONES, Preston	KELLY, Enrique	KEY, Edwin	LANGRISH, Malory	LOTT, Zolary	MCMANON, Suzanne	REDFIN, Nyssa	Class Item %	1	1.0	0.0	0.0	0.0	0.0	0.0	0.0	0.0	0.0	0.0	0.0	0.0	0.0	0.0	0.0	0.0	0.0	0.0	54.17%	2	1.0	0.0	1.0	0.0	0.0	0.0	0.0	0.0	0.0	0.0	0.0	0.0	0.0	0.0	0.0	0.0	0.0	0.0	50.00%	3	1.0	0.0	1.0	0.0	0.0	0.0	0.0	0.0	0.0	0.0	0.0	0.0	0.0	0.0	0.0	0.0	0.0	0.0	33.33%	4	1.0	0.0	1.0	0.0	0.0	0.0	0.0	0.0	0.0	0.0	0.0	0.0	0.0	0.0	0.0	0.0	0.0	0.0	66.67%	5	1.0	0.0	1.0	1.0	0.0	0.0	0.0	0.0	0.0	0.0	0.0	0.0	0.0	0.0	0.0	0.0	0.0	0.0	83.33%	6	1.0	0.0	1.0	1.0	0.0	0.0	0.0	0.0	0.0	0.0	0.0	0.0	0.0	0.0	0.0	0.0	0.0	0.0	70.83%	7	1.0	1.0	1.0	0.0	0.0	0.0	0.0	0.0	0.0	0.0	0.0	0.0	0.0	0.0	0.0	0.0	0.0	0.0	37.50%	8	1.0	1.0	1.0	0.0	0.0	0.0	0.0	0.0	0.0	0.0	0.0	0.0	0.0	0.0	0.0	0.0	0.0	0.0	37.50%	9	1.0	0.0	1.0	0.0	0.0	0.0	0.0	0.0	0.0	0.0	0.0	0.0	0.0	0.0	0.0	0.0	0.0	0.0	16.67%	10	1.0	0.0	0.0	1.0	0.0	0.0	0.0	0.0	0.0	0.0	0.0	0.0	0.0	0.0	0.0	0.0	0.0	0.0	50.00%	11	1.0	0.0	0.0	1.0	0.0	0.0	0.0	0.0	0.0	0.0	0.0	0.0	0.0	0.0	0.0	0.0	0.0	0.0	58.33%	12	1.0	0.0	1.0	1.0	0.0	0.0	0.0	0.0	0.0	0.0	0.0	0.0	0.0	0.0	0.0	0.0	0.0	0.0	45.83%	13	1.0	0.0	1.0	1.0	0.0	0.0	0.0	0.0	0.0	0.0	0.0	0.0	0.0	0.0	0.0	0.0	0.0	0.0	41.67%	14	1.0	0.0	0.0	1.0	0.0	0.0	0.0	0.0	0.0	0.0	0.0	0.0	0.0	0.0	0.0	0.0	0.0	0.0	12.50%	15	1.0	1.0	0.0	1.0	0.0	0.0	0.0	0.0	0.0	0.0	0.0	0.0	0.0	0.0	0.0	0.0	0.0	0.0	41.67%	16	1.0	0.0	0.0	0.0	0.0	0.0	0.0	0.0	0.0	0.0	0.0	0.0	0.0	0.0	0.0	0.0	0.0	0.0	25.00%	17	1.0	0.0	1.0	0.0	0.0	0.0	0.0	0.0	0.0	0.0	0.0	0.0	0.0	0.0	0.0	0.0	0.0	0.0	45.83%	18	1.0	0.0	1.0	1.0	0.0	0.0	0.0	0.0	0.0	0.0	0.0	0.0	0.0	0.0	0.0	0.0	0.0	0.0	62.50%	19	1.0	0.0	1.0	1.0	0.0	0.0	0.0	0.0	0.0	0.0	0.0	0.0	0.0	0.0	0.0	0.0	0.0	0.0	37.50%	40.00	13.00	25.00	23.00	25.00	15.00	27.00	22.00	15.00	17.00	20.00	16.00	24.00	0.00	21.00	22.00	23.00			44.63%	%	30.0%	62.5%	57.5%	62.5%	37.5%	67.5%	55.0%	37.5%	42.5%	50.0%	40.0%	60.0%	0.0%	52.5%	55.0%	57.5%			
Questions	Max	ATTWOOD, Elnor	BUNCH, Erik	CROSS, Billy	DUKE, Nicholas	FERNANDEZ, Ashleigh	GARRETT, Jillian	HARPER, Kaley	HUNT, Devon	HURLEY, Cassidy	INGRAM, Moriah	JONES, Preston	KELLY, Enrique	KEY, Edwin	LANGRISH, Malory	LOTT, Zolary	MCMANON, Suzanne	REDFIN, Nyssa	Class Item %																																																																																																																																																																																																																																																																																																																																																																																																																																								
1	1.0	0.0	0.0	0.0	0.0	0.0	0.0	0.0	0.0	0.0	0.0	0.0	0.0	0.0	0.0	0.0	0.0	0.0	54.17%																																																																																																																																																																																																																																																																																																																																																																																																																																								
2	1.0	0.0	1.0	0.0	0.0	0.0	0.0	0.0	0.0	0.0	0.0	0.0	0.0	0.0	0.0	0.0	0.0	0.0	50.00%																																																																																																																																																																																																																																																																																																																																																																																																																																								
3	1.0	0.0	1.0	0.0	0.0	0.0	0.0	0.0	0.0	0.0	0.0	0.0	0.0	0.0	0.0	0.0	0.0	0.0	33.33%																																																																																																																																																																																																																																																																																																																																																																																																																																								
4	1.0	0.0	1.0	0.0	0.0	0.0	0.0	0.0	0.0	0.0	0.0	0.0	0.0	0.0	0.0	0.0	0.0	0.0	66.67%																																																																																																																																																																																																																																																																																																																																																																																																																																								
5	1.0	0.0	1.0	1.0	0.0	0.0	0.0	0.0	0.0	0.0	0.0	0.0	0.0	0.0	0.0	0.0	0.0	0.0	83.33%																																																																																																																																																																																																																																																																																																																																																																																																																																								
6	1.0	0.0	1.0	1.0	0.0	0.0	0.0	0.0	0.0	0.0	0.0	0.0	0.0	0.0	0.0	0.0	0.0	0.0	70.83%																																																																																																																																																																																																																																																																																																																																																																																																																																								
7	1.0	1.0	1.0	0.0	0.0	0.0	0.0	0.0	0.0	0.0	0.0	0.0	0.0	0.0	0.0	0.0	0.0	0.0	37.50%																																																																																																																																																																																																																																																																																																																																																																																																																																								
8	1.0	1.0	1.0	0.0	0.0	0.0	0.0	0.0	0.0	0.0	0.0	0.0	0.0	0.0	0.0	0.0	0.0	0.0	37.50%																																																																																																																																																																																																																																																																																																																																																																																																																																								
9	1.0	0.0	1.0	0.0	0.0	0.0	0.0	0.0	0.0	0.0	0.0	0.0	0.0	0.0	0.0	0.0	0.0	0.0	16.67%																																																																																																																																																																																																																																																																																																																																																																																																																																								
10	1.0	0.0	0.0	1.0	0.0	0.0	0.0	0.0	0.0	0.0	0.0	0.0	0.0	0.0	0.0	0.0	0.0	0.0	50.00%																																																																																																																																																																																																																																																																																																																																																																																																																																								
11	1.0	0.0	0.0	1.0	0.0	0.0	0.0	0.0	0.0	0.0	0.0	0.0	0.0	0.0	0.0	0.0	0.0	0.0	58.33%																																																																																																																																																																																																																																																																																																																																																																																																																																								
12	1.0	0.0	1.0	1.0	0.0	0.0	0.0	0.0	0.0	0.0	0.0	0.0	0.0	0.0	0.0	0.0	0.0	0.0	45.83%																																																																																																																																																																																																																																																																																																																																																																																																																																								
13	1.0	0.0	1.0	1.0	0.0	0.0	0.0	0.0	0.0	0.0	0.0	0.0	0.0	0.0	0.0	0.0	0.0	0.0	41.67%																																																																																																																																																																																																																																																																																																																																																																																																																																								
14	1.0	0.0	0.0	1.0	0.0	0.0	0.0	0.0	0.0	0.0	0.0	0.0	0.0	0.0	0.0	0.0	0.0	0.0	12.50%																																																																																																																																																																																																																																																																																																																																																																																																																																								
15	1.0	1.0	0.0	1.0	0.0	0.0	0.0	0.0	0.0	0.0	0.0	0.0	0.0	0.0	0.0	0.0	0.0	0.0	41.67%																																																																																																																																																																																																																																																																																																																																																																																																																																								
16	1.0	0.0	0.0	0.0	0.0	0.0	0.0	0.0	0.0	0.0	0.0	0.0	0.0	0.0	0.0	0.0	0.0	0.0	25.00%																																																																																																																																																																																																																																																																																																																																																																																																																																								
17	1.0	0.0	1.0	0.0	0.0	0.0	0.0	0.0	0.0	0.0	0.0	0.0	0.0	0.0	0.0	0.0	0.0	0.0	45.83%																																																																																																																																																																																																																																																																																																																																																																																																																																								
18	1.0	0.0	1.0	1.0	0.0	0.0	0.0	0.0	0.0	0.0	0.0	0.0	0.0	0.0	0.0	0.0	0.0	0.0	62.50%																																																																																																																																																																																																																																																																																																																																																																																																																																								
19	1.0	0.0	1.0	1.0	0.0	0.0	0.0	0.0	0.0	0.0	0.0	0.0	0.0	0.0	0.0	0.0	0.0	0.0	37.50%																																																																																																																																																																																																																																																																																																																																																																																																																																								
40.00	13.00	25.00	23.00	25.00	15.00	27.00	22.00	15.00	17.00	20.00	16.00	24.00	0.00	21.00	22.00	23.00			44.63%																																																																																																																																																																																																																																																																																																																																																																																																																																								
%	30.0%	62.5%	57.5%	62.5%	37.5%	67.5%	55.0%	37.5%	42.5%	50.0%	40.0%	60.0%	0.0%	52.5%	55.0%	57.5%																																																																																																																																																																																																																																																																																																																																																																																																																																											

CLASS SCORE LIST

This report provides users with students' score (total points earned) and percent on the selected test. Also included is the total number of students, the average score and percent, the total number of questions on the test and the total points possible.

Summerfield School Class Test Scores			
Test Title: 06-07 ATI Benchmark Series 03 Gr. Reading #3			
Instructor: COLE, Zachariah			
Class: 3rd Grade: Z COLE			
Student ID	Student Name	Score	Percent
123cro	CROSS, Billy	21	53.8
123duk	DUKE, Nicholas	27	69.2
123fer	FERNANDEZ, Ashleigh	7	17.9
123gar	GARRETT, Jillian	14	35.9
123har	HARPER, Kaley	34	87.2
123hun	HUNT, Devon	18	46.2
123hur	HURLEY, Cassidy	0	0.0
123ing	INGRAM, Moriah	26	66.7
123key	KEY, Edwin	0	0.0
123lang	LANGRISH, Malory	26	66.7
123lott	LOTT, Zolary	26	66.7
123mcm	MCMANON, Suzanne	26	66.7
123red	REDFIN, Nyssa	26	66.7
Number of Students:	24	Avg Score: 19.0	48.6
Number of Questions:	39		
Points Possible:	39		

This report can be generated for multiple tests from the Reports tab.

 [Print report](#)

**Elementary School
Class Test Scores**

	# of Students	# of Questions	Points Possible
Test 1: 2011-12.03 Gr. ELA #1	23	32	32
Test 2: 2011-12.03 Gr. ELA #2	22	35	35

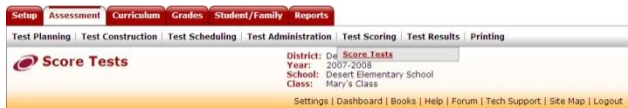
Instructor: Ms. Poppins
Class: Grade 3: Ms. Poppins

StudentID	Student Name	Test # 1		Test # 2	
		Score	%	Score	%
53792	Marilyn, Jennifer	---	---	21	60.0
53637	Marilyn, Jennifer	22	68.8	19	54.3
53695	Marilyn, Jennifer	22	68.8	17	48.6
53676	Marilyn, Jennifer	20	62.5	21	60.0
53673	Marilyn, Jennifer	30	93.8	32	91.4
3090278	Marilyn, Jennifer	23	71.9	27	77.1
53679	Marilyn, Jennifer	21	65.6	17	48.6
3090122	Marilyn, Jennifer	19	59.4	---	---
53710	Marilyn, Jennifer	---	---	29	82.9
3090141	Marilyn, Jennifer	---	---	28	80.0
53854	Marilyn, Jennifer	---	---	---	---
3090083	Marilyn, Jennifer	31	96.9	30	85.7
Average:		20.1	62.8	21.5	61.6

GENERATE REPORT

This report can be run from the **Assessment** or **Reports** tab. When you first log in, click on the ...

1. **Assessment** tab.
2. Click the [Score Tests](#) link under **Test Scoring**.



3. If you are a District- or School-level user with access to more than one school, select the **School**.

1. **Reports** tab.
2. Click the [Class Test Scores](#) link under **Test Scores**.



3. If you are a District- or School-level user with access to more than one school, select the **School**.

4. Select the **Class**.

5. Select test **Library**.

6. Select any **Student**.

7. Under the Report options, click the Class Score Grid or Class Score List link.

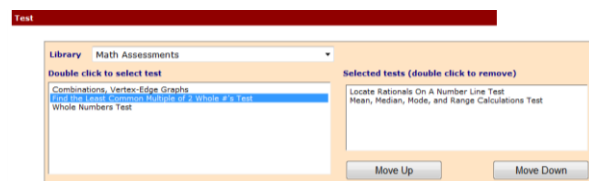


4. Select the **Class**.

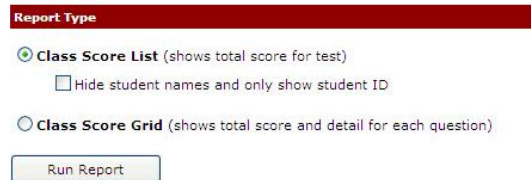
School Summerfield School
Class 3rd Grade: Z COLE

5. Select the test **Library**.

6. Select the **Test(s)** by double-clicking the test on the left; the test moves to the "Selected tests" box. Please note, only the Class Score List report generates for more than one test.



7. Click the radio button of the report you would like to print – **Class Score List** or **Class Score Grid**. If printing the Class Score List determine if you would hide the student name.



8. Click the **Run Report** button.