








## AZCCR ELA and AZ Educational Technology Standards Pairings

For each anchor standard below is at least one educational technology standard that may apply. This document may be used for planning purposes as you continue to integrate technology into you units and lessons. Click on the standards links to view the pairings and implementation suggestions. Standards that may be applied to math are indicated beside the standards description.

### Table of Contents

- [L.3](#) Apply knowledge of language to understand how language functions in different contexts, to make effective choices for meaning and style, and to comprehend more fully when reading or listening.
- 
- [L.4](#) Determine or clarify the meaning of unknown and multiple-meaning words and phrases by using context clues, analyzing meaningful word parts, and consulting general or specialized reference materials, as appropriate.
- 
- [L.5](#) Demonstrate understanding of figurative language, word relationships, and nuances in word meanings.
- 
- [L.6](#) Acquire and use accurately a range of general academic and domain-specific words and phrases sufficient for reading, writing, speaking and listening at the college and career readiness level; demonstrate independence in gather vocabulary knowledge when considering a word or phrase important to comprehension or expression. 
- 
- [R.1](#) Read closely to determine what the text says explicitly and to make logical inferences from it; cite specific textual evidence when writing or speaking to support conclusions drawn from the text. 
- 
- [R.2](#) Determine central ideas or themes of a text and analyze their development; summarize the key supporting details and ideas.
- 
- [R.3](#) Analyze how and why individuals, events, and ideas develop and interact over the course of a text.
- 
- [R.4](#) Interpret words and phrases as they are used in a text, including determining technical, connotative, and figurative meanings, and analyze how specific word choice shapes the meaning or tone.
- 
- [R.5](#) Analyze the structure of texts, including how specific sentence, paragraphs, and larger portions of the text (e.g., a section, chapter, scene, or stanza) relate to each other and the whole.
- 
- [R.6](#) Assess how point of view or purpose shapes the content and style of a text.
- 
- [R.7](#) Integrate and evaluate content presented in diverse formats and media, including visually and quantitatively, as well as in words.
- 
- [R.8](#) Delineate and evaluate the argument and specific claims in a text, including the validity of the reasoning, as well as the relevance and sufficiency of the evidence.
- 
- [R.9](#) Analyze how two or more texts address similar themes or topics in order to build knowledge or to compare the approaches the authors take.
- 
- [R.10](#) Read and comprehend complex literary and informational texts independently and proficiently.


(Continued on next page)


<b><u>SL.1</u></b>	Prepare for and participate effectively in a range of conversations and collaborations with diverse partners, building on others' ideas and expressing their own clearly and persuasively.	
<b><u>SL.2</u></b>	Integrate and evaluate information presented in diverse media and formats, including visually, quantitatively, and orally.	
<b><u>SL.3</u></b>	Evaluate a speaker's point of view, reasoning, and use of evidence and rhetoric.	
<b><u>SL.4</u></b>	Present information, findings, and supporting evidence such that listeners can follow the line of reasoning and the organization, development, and style are appropriate to task, purpose, and audience.	
<b><u>SL.5</u></b>	Make strategic use of digital media and visual displays of data to express information and enhance understanding of presentations.	
<b><u>W.1</u></b>	Write arguments to support claims in an analysis of substantive topics or texts, using valid reasoning and relevant and sufficient evidence.	
<b><u>W.2</u></b>	Write informative/expository texts to examine and convey complex ideas and information clearly and accurately through effective selection, organization, and analysis of content.	
<b><u>W.4</u></b>	Produce clear and coherent writing in which the development, organization, and style are appropriate to task, purpose, and audience.	
<b><u>W.5</u></b>	Develop and strengthen writing as needed by planning, revising, editing, rewriting, or trying a new approach.	
<b><u>W.6</u></b>	Use technology, including the Internet, to produce and publish writing and to interact and collaborate with others.	
<b><u>W.7</u></b>	Conduct short as well as more sustained research projects based on focused questions, demonstrating understanding of the subject under investigation.	
<b><u>W.8</u></b>	Gather relevant information from multiple print and digital sources, assess the credibility and accuracy of each source, and integrate information while avoiding plagiarism.	
<b><u>W.9</u></b>	Draw evidence from literary or informational texts to support analysis, reflection, and research.	
<b><u>W.10</u></b>	Write routinely over extended time frames (time for research, reflection and revision) and shorter time frames (a single sitting or a day or two) for a range of tasks, purposes and audiences.	

ELA Standards	Ed Tech Standards	Strategies	Tools/Resources
<p><b>L.3</b> Apply knowledge of language to understand how language functions in different contexts, to make effective choices for meaning and style, and to comprehend more fully when reading or listening.</p> <p><b>AzMERIT Performance Level Descriptors</b></p> <ul style="list-style-type: none"> <li>• <a href="#">ELA 9-10</a></li> <li>• <a href="#">ELA Grade 11</a></li> </ul>	<p><b>3.1.2</b> Evaluate diverse information sources.</p> <p><b><u>Digital Citizenship Application</u></b></p> <ul style="list-style-type: none"> <li>• Attribution of sources</li> <li>• Copyright &amp; Fair Use</li> </ul> <p>Evaluate the reliability of sources</p>	<ul style="list-style-type: none"> <li>• Evaluate research/journal articles</li> <li>• Examine and analyze online news resources</li> <li>• Research data and statistics/evaluate reliability</li> </ul>	<ul style="list-style-type: none"> <li>• <a href="#">Evaluating Internet Resources</a></li> <li>• <a href="#">Kathy Schrock’s Critical Evaluation of Information</a></li> <li>• <a href="#">Purdue OWL Evaluating Print vs. Internet Resources</a></li> <li>• <a href="#">Purdue University Libraries: Evaluating Information Sources</a></li> </ul> <p><a href="#">Student Response Tools for Formative Assessments</a></p>

ELA Standards	Ed Tech Standards	Strategies	Tools/Resources
<p><b>L.4</b> Determine or clarify the meaning of unknown and multiple-meaning words and phrases by using context clues, analyzing meaningful word parts, and consulting general or specialized reference materials, as appropriate.</p> <p><b>AzMERIT Performance Level Descriptors</b></p> <ul style="list-style-type: none"> <li>• <a href="#">ELA 9-10</a></li> <li>• <a href="#">ELA Grade 11</a></li> </ul>	<p><b>3.1.1</b> Identify and defend effective key words, phrases, and strategies for conducting information searches</p> <p><b><u>Digital Citizenship Application</u></b></p> <ul style="list-style-type: none"> <li>• Attribution of sources</li> <li>• Copyright &amp; Fair Use</li> <li>• Evaluate the reliability of sources</li> </ul>	<ul style="list-style-type: none"> <li>• Boolean techniques</li> <li>• Explore different search engines</li> <li>• Predict key words for best results</li> <li>• Research/Search key terms</li> </ul>	<ul style="list-style-type: none"> <li>• <a href="#">Google Books</a></li> <li>• <a href="#">Google Scholar</a></li> <li>• <a href="#">iSEEK Education search engine</a></li> <li>• <a href="#">TUHSD Media Center Resources</a> and news resources</li> </ul> <p><a href="#">Student Response Tools for Formative Assessments</a></p>

ELA Standards	Ed Tech Standards	Strategies	Tools/Resources
<p><b>L.5</b> Demonstrate understanding of figurative language, word relationships, and nuances in word meanings.</p> <p><b>AzMERIT Performance Level Descriptors</b></p> <ul style="list-style-type: none"> <li>• <a href="#">ELA 9-10</a></li> <li>• <a href="#">ELA Grade 11</a></li> </ul>	<p><b>1.4.2</b> Use digital collaborative tools to synthesize information, produce original works, and express ideas.</p> <p><b><u>Digital Citizenship Application</u></b></p> <ul style="list-style-type: none"> <li>• Communicate and post responsibly</li> <li>Safeguard personal information</li> </ul>	<ul style="list-style-type: none"> <li>• Graphic organizers</li> <li>• Research and share</li> <li>• Share digital resources</li> <li>• Virtual contribution</li> </ul>	<ul style="list-style-type: none"> <li>• <a href="#">Art Snacks</a></li> <li>• <a href="#">Frayer Model</a></li> <li>• <a href="#">Instructional Media and Interactives</a></li> <li>• <a href="#">Interactive Venn Diagram</a></li> <li>• <a href="#">Blackboard Learn</a> / Collaborate</li> <li>• <a href="#">Noteflight</a></li> <li>• <a href="#">Office365 Web Apps</a></li> <li>• <a href="#">Teachnology Venn Diagrams</a></li> <li>• <a href="#">Useful Collaborative Resources</a></li> </ul> <p><a href="#">Student Response Tools for Formative Assessments</a></p>

ELA Standards	Ed Tech Standards	Strategies	Tools/Resources
<p><b>L.6</b> Acquire and use accurately a range of general academic and domain-specific words and phrases sufficient for reading, writing, speaking and listening at the college and career readiness level; demonstrate independence in gather vocabulary knowledge when considering a word or phrase important to comprehension or expression.</p> <p><b>AzMERIT Performance Level Descriptors</b></p> <ul style="list-style-type: none"> <li>• <a href="#">ELA 9-10</a></li> <li>• <a href="#">ELA Grade 11</a></li> </ul>  <ul style="list-style-type: none"> <li>• <a href="#">Math Algebra I</a></li> <li>• <a href="#">Math Geometry</a></li> <li>• <a href="#">Math Algebra II</a></li> </ul>	<p><b>2.1.2</b> Communicate information and ideas respectfully and effectively to multiple audiences using a variety of digital environments.</p> <p><u>Digital Citizenship Application</u></p> <ul style="list-style-type: none"> <li>• Attribution of sources</li> <li>• Communicate and post responsibly</li> <li>• Copyright and Fair Use</li> </ul> <p>Safeguard personal information</p>	<ul style="list-style-type: none"> <li>• Analyze text</li> <li>• Blog posts and responses</li> <li>• Collaborative presentations</li> <li>• Interactive whiteboard</li> <li>• Interpret/adapt text</li> <li>• Online discussions (text or video)</li> <li>• Simulations</li> </ul>	<ul style="list-style-type: none"> <li>• <a href="#">Blackboard Learn</a> / Collaborate</li> <li>• <a href="#">Multimedia Tools for School</a></li> <li>• <a href="#">Organizing and Brainstorming Tools</a></li> <li>• <a href="#">Useful Collaborative Resources</a></li> </ul> <p><a href="#">Student Response Tools for Formative Assessments</a></p>

ELA Standards	Ed Tech Standards	Strategies	Tools/Resources
<p><b>R.1</b> Read closely to determine what the text says explicitly and to make logical inferences from it; cite specific textual evidence when writing or speaking to support conclusions drawn from the text.</p> <p><b>AzMERIT Performance Level Descriptors</b></p> <ul style="list-style-type: none"> <li>• <a href="#">ELA 9-10</a></li> <li>• <a href="#">ELA Grade 11</a></li> </ul>  <ul style="list-style-type: none"> <li>• <a href="#">Math Algebra I</a></li> <li>• <a href="#">Math Geometry</a></li> <li>• <a href="#">Math Algebra II</a></li> </ul>	<p><b>3.2.3</b> Evaluate information identifying facts, opinions, bias, inaccurate and misleading information by analyzing multiple sources.</p> <p><b><u>Digital Citizenship Application</u></b></p> <ul style="list-style-type: none"> <li>• Attribution of sources</li> <li>• Copyright &amp; Fair Use</li> <li>• Evaluate the reliability of sources</li> </ul>	<p>Graphic organizers/Venn diagram Online discussions Research and present</p>	<ul style="list-style-type: none"> <li>• <a href="#">Instructional Media and Interactives</a></li> <li>• <a href="#">Kathy Schrock's Critical Evaluation of Information</a></li> <li>• <a href="#">Blackboard Learn</a> / Collaborate</li> <li>• <a href="#">Organizing and Brainstorming Tools</a></li> <li>• <a href="#">TUHSD Media Center Resources</a> and news resources</li> <li>• Word/<a href="#">Word Web</a></li> </ul> <p><a href="#">Student Response Tools for Formative Assessments</a></p>
	<p><b>3.2.5</b> Apply ethical use of information and media by respecting the principles of copyrights, intellectual freedom and property rights, using information and media technology responsibly, and citing resources appropriately.</p> <p><b><u>Digital Citizenship Application</u></b></p> <ul style="list-style-type: none"> <li>• Attribution of sources</li> <li>• Copyright &amp; Fair Use</li> <li>• Evaluate the reliability of sources</li> </ul>	<ul style="list-style-type: none"> <li>• Citations, paraphrasing, quoting resources</li> <li>• Discuss ethics and laws for copyright and intellectual property</li> <li>• Discuss various creative commons licenses</li> <li>• Bookmark resources for future reference and documentation</li> </ul>	<ul style="list-style-type: none"> <li>• <a href="#">Citation Machine</a></li> <li>• <a href="#">Citation Management</a></li> <li>• <a href="#">Common Sense Education YouTube Channel</a></li> <li>• <a href="#">Creative Commons Search</a></li> <li>• <a href="#">Diigo</a></li> <li>• <a href="#">Easybib</a> - free online bibliography and citation creator.</li> <li>• <a href="#">Openclipart</a></li> <li>• <a href="#">Owl Purdue</a></li> <li>• Word – References</li> </ul> <p><a href="#">Student Response Tools for Formative Assessments</a></p>
	<p><b>4.2.2</b> Present defensible solutions and make decisions from multiple perspectives using collected resources and data.</p> <p><b><u>Digital Citizenship Application</u></b></p> <ul style="list-style-type: none"> <li>• Attribution of sources</li> <li>• Communicate and post responsibly</li> <li>• Copyright and Fair Use</li> <li>• Evaluate the reliability of sources</li> <li>• Safeguard personal information</li> </ul>	<ul style="list-style-type: none"> <li>• Discussion posts and responses</li> <li>• Examine multiple sources and write an argument or analysis</li> <li>• Research and present</li> <li>• Virtual debate</li> </ul>	<ul style="list-style-type: none"> <li>• <a href="#">Blackboard Learn</a> / Collaborate</li> <li>• <a href="#">Instructional Media and Interactives</a></li> <li>• <a href="#">Multimedia Tools for School</a></li> <li>• <a href="#">Organizing and Brainstorming Tools</a></li> <li>• <a href="#">TUHSD Media Center Resources</a> and news resources</li> <li>• <a href="#">Useful Collaborative Resources</a></li> </ul> <p><a href="#">Student Response Tools for Formative Assessments</a></p>

ELA Standards	Ed Tech Standards	Strategies	Tools/Resources
<p><b>R.2</b> Determine central ideas or themes of a text and analyze their development; summarize the key supporting details and ideas.</p> <p><b>AzMERIT Performance Level Descriptors</b></p> <ul style="list-style-type: none"> <li>• <a href="#">ELA 9-10</a></li> <li>• <a href="#">ELA Grade 11</a></li> </ul>	<p><b>1.1.1</b> Analyze, evaluate, and synthesize information to generate new ideas, processes, or products.</p> <p><b><u>Digital Citizenship Application</u></b></p> <ul style="list-style-type: none"> <li>• Attribution of sources</li> <li>• Copyright &amp; Fair Use</li> <li>• Evaluate the reliability of sources</li> </ul>	<ul style="list-style-type: none"> <li>• Brainstorm</li> <li>• Collaboration</li> <li>• Explore digital archives</li> <li>• Graphic organizer</li> <li>• Objective summary</li> <li>• Research and present</li> <li>• Simulations</li> </ul>	<ul style="list-style-type: none"> <li>• <a href="#">MakeBeliefsComix</a></li> <li>• Microsoft Office – Smart Art</li> <li>• <a href="#">Mindmeister</a></li> <li>• <a href="#">National Archives</a></li> <li>• <a href="#">Online Labs</a></li> <li>• <a href="#">Organizing and Brainstorming Tools</a></li> <li>• <a href="#">PhET</a></li> <li>• <a href="#">TUHSD Media Center Resources</a> and news resources</li> </ul> <p><a href="#">Student Response Tools for Formative Assessments</a></p>



ELA Standards	Ed Tech Standards	Strategies	Tools/Resources
<p><b>R.3</b> Analyze how and why individuals, events, and ideas develop and interact over the course of a text.</p> <p><b>AzMERIT Performance Level Descriptors</b></p> <ul style="list-style-type: none"> <li>• <a href="#">ELA 9-10</a></li> <li>• <a href="#">ELA Grade 11</a></li> </ul>	<p><b>1.1.1</b> Analyze, evaluate, and synthesize information to generate new ideas, processes, or products.</p> <p><b><u>Digital Citizenship Application</u></b></p> <ul style="list-style-type: none"> <li>• Attribution of sources</li> <li>• Copyright &amp; Fair Use</li> <li>• Evaluate the reliability of sources</li> </ul>	<ul style="list-style-type: none"> <li>• Brainstorm</li> <li>• Collaboration</li> <li>• Explore digital archives</li> <li>• Graphic organizer</li> <li>• Objective summary</li> <li>• Research and present</li> <li>• Simulations</li> </ul>	<ul style="list-style-type: none"> <li>• <a href="#">MakeBeliefsComix</a></li> <li>• Microsoft Office – Smart Art</li> <li>• <a href="#">Mindmeister</a></li> <li>• <a href="#">National Archives</a></li> <li>• <a href="#">Online Labs</a></li> <li>• <a href="#">Organizing and Brainstorming Tools</a></li> <li>• <a href="#">PhET</a></li> <li>• <a href="#">TUHSD Media Center Resources</a> and news resources</li> </ul> <p><a href="#">Student Response Tools for Formative Assessments</a></p>
	<p><b>1.4.2</b> Use digital collaborative tools to synthesize information, produce original works, and express ideas.</p> <p><b><u>Digital Citizenship Application</u></b></p> <ul style="list-style-type: none"> <li>• Communicate and post responsibly</li> <li>• Safeguard personal information</li> </ul>	<ul style="list-style-type: none"> <li>• Graphic organizers</li> <li>• Research and share</li> <li>• Share digital resources</li> <li>• Virtual contribution</li> </ul>	<ul style="list-style-type: none"> <li>• <a href="#">Art Snacks</a></li> <li>• <a href="#">Frayar Model</a></li> <li>• <a href="#">Instructional Media and Interactives</a></li> <li>• <a href="#">Interactive Venn Diagram</a></li> <li>• <a href="#">Blackboard Learn</a> / Collaborate</li> <li>• <a href="#">Noteflight</a></li> <li>• <a href="#">Office365 Web Apps</a></li> <li>• <a href="#">Teachnology Venn Diagrams</a></li> <li>• <a href="#">Useful Collaborative Resources</a></li> </ul> <p><a href="#">Student Response Tools for Formative Assessments</a></p>

ELA Standards	Ed Tech Standards	Strategies	Tools/Resources
<p><b>R.4</b> Interpret words and phrases as they are used in a text, including determining technical, connotative, and figurative meanings, and analyze how specific word choice shapes the meaning or tone.</p> <p><b>AzMERIT Performance Level Descriptors</b></p> <ul style="list-style-type: none"> <li>• <a href="#">ELA 9-10</a></li> <li>• <a href="#">ELA Grade 11</a></li> </ul>	<p><b>3.1.2</b> Evaluate diverse information sources.</p> <p><b><u>Digital Citizenship Application</u></b></p> <ul style="list-style-type: none"> <li>• Attribution of sources</li> <li>• Copyright &amp; Fair Use</li> </ul> <p>Evaluate the reliability of sources</p>	<ul style="list-style-type: none"> <li>• Evaluate research/journal articles</li> <li>• Examine and analyze online news resources</li> <li>• Research data and statistics/evaluate reliability</li> </ul>	<ul style="list-style-type: none"> <li>• <a href="#">Evaluating Internet Resources</a></li> <li>• <a href="#">Kathy Schrock’s Critical Evaluation of Information</a></li> <li>• <a href="#">Purdue OWL Evaluating Print vs. Internet Resources</a></li> <li>• <a href="#">Purdue University Libraries: Evaluating Information Sources</a></li> </ul> <p><a href="#">Student Response Tools for Formative Assessments</a></p>

ELA Standards	Ed Tech Standards	Strategies	Tools/Resources
<p><b>R.5</b> Analyze the structure of texts, including how specific sentence, paragraphs, and larger portions of the text (e.g., a section, chapter, scene, or stanza) relate to each other and the whole.</p> <p><b>AzMERIT Performance Level Descriptors</b></p> <ul style="list-style-type: none"> <li>• <a href="#">ELA 9-10</a></li> <li>• <a href="#">ELA Grade 11</a></li> </ul>	<p><b>1.1.1</b> Analyze, evaluate, and synthesize information to generate new ideas, processes, or products.</p> <p><b><u>Digital Citizenship Application</u></b></p> <ul style="list-style-type: none"> <li>• Attribution of sources</li> <li>• Copyright &amp; Fair Use</li> <li>• Evaluate the reliability of sources</li> </ul>	<ul style="list-style-type: none"> <li>• Brainstorm</li> <li>• Collaboration</li> <li>• Explore digital archives</li> <li>• Graphic organizer</li> <li>• Objective summary</li> <li>• Research and present</li> <li>• Simulations</li> </ul>	<ul style="list-style-type: none"> <li>• <a href="#">MakeBeliefsComix</a></li> <li>• Microsoft Office – Smart Art</li> <li>• <a href="#">Mindmeister</a></li> <li>• <a href="#">National Archives</a></li> <li>• <a href="#">Online Labs</a></li> <li>• <a href="#">Organizing and Brainstorming Tools</a></li> <li>• <a href="#">PhET</a></li> <li>• <a href="#">TUHSD Media Center Resources</a> and news resources</li> </ul> <p><a href="#">Student Response Tools for Formative Assessments</a></p>
	<p><b>1.4.2</b> Use digital collaborative tools to synthesize information, produce original works, and express ideas.</p> <p><b><u>Digital Citizenship Application</u></b></p> <ul style="list-style-type: none"> <li>• Communicate and post responsibly</li> <li>• Safeguard personal information</li> </ul>	<ul style="list-style-type: none"> <li>• Graphic organizers</li> <li>• Research and share</li> <li>• Share digital resources</li> <li>• Virtual contribution</li> </ul>	<ul style="list-style-type: none"> <li>• <a href="#">Art Snacks</a></li> <li>• <a href="#">Frayar Model</a></li> <li>• <a href="#">Instructional Media and Interactives</a></li> <li>• <a href="#">Interactive Venn Diagram</a></li> <li>• <a href="#">Blackboard Learn</a> / Collaborate</li> <li>• <a href="#">Noteflight</a></li> <li>• <a href="#">Office365 Web Apps</a></li> <li>• <a href="#">Teachnology Venn Diagrams</a></li> <li>• <a href="#">Useful Collaborative Resources</a></li> </ul> <p><a href="#">Student Response Tools for Formative Assessments</a></p>

ELA Standards	Ed Tech Standards	Strategies	Tools/Resources
<p><b>R.6</b> Assess how point of view or purpose shapes the content and style of a text.</p> <p><b>AzMERIT Performance Level Descriptors</b></p> <ul style="list-style-type: none"> <li>• <a href="#">ELA 9-10</a></li> <li>• <a href="#">ELA Grade 11</a></li> </ul>	<p><b>6.1.3</b> Choose technology applications appropriate for the audience and task.</p> <p><b><u>Digital Citizenship Application</u></b></p> <ul style="list-style-type: none"> <li>• Attribution of sources</li> <li>• Communicate and post responsibly</li> <li>• Copyright and Fair Use</li> <li>• Evaluate the reliability of sources</li> <li>• Prevent Cyberbullying</li> </ul> <p>Safeguard personal information</p>	<ul style="list-style-type: none"> <li>• Create a blog post</li> <li>• Create a brochure/pamphlet</li> <li>• Create a game</li> <li>• Create a PSA/Campaign/infographic</li> <li>• Create a slideshow</li> <li>• Create a video/animated video</li> <li>• Create a virtual poster</li> <li>• Create a vodcast/podcast</li> <li>• Create a website</li> <li>• Create an interactive timeline</li> </ul>	<ul style="list-style-type: none"> <li>• <a href="#">Multimedia Tools for School</a></li> <li>• <a href="#">Organizing and Brainstorming Tools</a></li> </ul> <p><a href="#">Student Response Tools for Formative Assessments</a></p>
	<p><b>2.1.1</b> Collaborate with peers, experts, or others in the global community employing a variety of digital tools to share findings and/or publish in a variety of ways.</p> <p><b><u>Digital Citizenship Application</u></b></p> <ul style="list-style-type: none"> <li>• Attribution of sources</li> <li>• Communicate and post responsibly</li> <li>• Copyright and Fair Use</li> </ul> <p>Safeguard personal information</p>	<ul style="list-style-type: none"> <li>• Blog posts</li> <li>• Collaboration between classes</li> <li>• Community project / collaboration</li> <li>• Create and share vodcasts or podcasts to share presentations</li> <li>• Critique literature</li> </ul>	<ul style="list-style-type: none"> <li>• <a href="#">ePals Global Community</a></li> <li>• Blackboard Learn</li> <li>• <a href="#">Nicenet.org</a> (simple virtual classroom)</li> <li>• <a href="#">Office365 Web Apps</a></li> <li>• <a href="#">Skype in the Classroom</a></li> <li>• <a href="#">Student Letter Exchange</a></li> <li>• <a href="#">Useful Collaborative Resources</a></li> </ul> <p><a href="#">Student Response Tools for Formative Assessments</a></p>
	<p><b>1.4.2</b> Use digital collaborative tools to synthesize information, produce original works, and express ideas.</p> <p><b><u>Digital Citizenship Application</u></b></p> <ul style="list-style-type: none"> <li>• Communicate and post responsibly</li> </ul>	<ul style="list-style-type: none"> <li>• Graphic organizers</li> <li>• Research and share</li> <li>• Share digital resources</li> <li>• Virtual contribution</li> </ul>	<ul style="list-style-type: none"> <li>• <a href="#">Art Snacks</a></li> <li>• <a href="#">Frayer Model</a></li> <li>• <a href="#">Instructional Media and Interactives</a></li> <li>• <a href="#">Interactive Venn Diagram</a></li> <li>• <a href="#">Blackboard Learn</a> / Collaborate</li> <li>• <a href="#">Noteflight</a></li> </ul>

A collaborative effort of the TUHSD Instructional Technology Integration Cohort 2014-15.

Some content was adapted from the [ADE High School Academic Standards Implementation Guide](#)

Updated: 2/11/2016 4:01 PM | Page

ELA Standards	Ed Tech Standards	Strategies	Tools/Resources
	Safeguard personal information		<ul style="list-style-type: none"> <li>• <a href="#">Office365 Web Apps</a></li> <li>• <a href="#">Teachnology Venn Diagrams</a></li> <li>• <a href="#">Useful Collaborative Resources</a></li> </ul> <p><a href="#">Student Response Tools for Formative Assessments</a></p>

ELA Standards	Ed Tech Standards	Strategies	Tools/Resources
<p><b>R.7</b> Integrate and evaluate content presented in diverse formats and media, including visually and quantitatively, as well as in words.</p> <p><b>AzMERIT Performance Level Descriptors</b></p> <ul style="list-style-type: none"> <li>• <a href="#">ELA 9-10</a></li> <li>• <a href="#">ELA Grade 11</a></li> </ul>	<p><b>3.2.3</b> Evaluate information identifying facts, opinions, bias, inaccurate and misleading information by analyzing multiple sources.</p> <p><b><u>Digital Citizenship Application</u></b></p> <ul style="list-style-type: none"> <li>• Attribution of sources</li> <li>• Copyright &amp; Fair Use</li> <li>• Evaluate the reliability of sources</li> </ul>	<p>Graphic organizers/Venn diagram</p> <p>Online discussions</p> <p>Research and present</p>	<ul style="list-style-type: none"> <li>• <a href="#">Instructional Media and Interactives</a></li> <li>• <a href="#">Kathy Schrock’s Critical Evaluation of Information</a></li> <li>• <a href="#">Blackboard Learn</a> / Collaborate</li> <li>• <a href="#">Organizing and Brainstorming Tools</a></li> <li>• <a href="#">TUHSD Media Center Resources</a> and news resources</li> <li>• Word/<a href="#">Word Web</a></li> </ul> <p><a href="#">Student Response Tools for Formative Assessments</a></p>
	<p><b>2.1.2</b> Communicate information and ideas respectfully and effectively to multiple audiences using a variety of digital environments.</p> <p><b><u>Digital Citizenship Application</u></b></p> <ul style="list-style-type: none"> <li>• Attribution of sources</li> <li>• Communicate and post responsibly</li> <li>• Copyright and Fair Use</li> </ul> <p>Safeguard personal information</p>	<ul style="list-style-type: none"> <li>• Analyze text</li> <li>• Blog posts and responses</li> <li>• Collaborative presentations</li> <li>• Interactive whiteboard</li> <li>• Interpret/adapt text</li> <li>• Online discussions (text or video)</li> <li>• Simulations</li> </ul>	<ul style="list-style-type: none"> <li>• <a href="#">Blackboard Learn</a> / Collaborate</li> <li>• <a href="#">Multimedia Tools for School</a></li> <li>• <a href="#">Organizing and Brainstorming Tools</a></li> <li>• <a href="#">Useful Collaborative Resources</a></li> </ul> <p><a href="#">Student Response Tools for Formative Assessments</a></p>

ELA Standards	Ed Tech Standards	Strategies	Tools/Resources
<p><b>R.8</b> Delineate and evaluate the argument and specific claims in a text, including the validity of the reasoning, as well as the relevance and sufficiency of the evidence.</p> <p><b>AzMERIT Performance Level Descriptors</b></p> <ul style="list-style-type: none"> <li>• <a href="#">ELA 9-10</a></li> <li>• <a href="#">ELA Grade 11</a></li> </ul>	<p><b>3.1.2</b> Evaluate diverse information sources.</p> <p><b><u>Digital Citizenship Application</u></b></p> <ul style="list-style-type: none"> <li>• Attribution of sources</li> <li>• Copyright &amp; Fair Use</li> </ul> <p>Evaluate the reliability of sources</p>	<ul style="list-style-type: none"> <li>• Evaluate research/journal articles</li> <li>• Examine and analyze online news resources</li> <li>• Research data and statistics/evaluate reliability</li> </ul>	<ul style="list-style-type: none"> <li>• <a href="#">Evaluating Internet Resources</a></li> <li>• <a href="#">Kathy Schrock’s Critical Evaluation of Information</a></li> <li>• <a href="#">Purdue OWL Evaluating Print vs. Internet Resources</a></li> <li>• <a href="#">Purdue University Libraries: Evaluating Information Sources</a></li> </ul> <p><a href="#">Student Response Tools for Formative Assessments</a></p>


ELA Standards	Ed Tech Standards	Strategies	Tools/Resources
<p><b>R.9</b> Analyze how two or more texts address similar themes or topics in order to build knowledge or to compare the approaches the authors take.</p> <p><b>AzMERIT Performance Level Descriptors</b></p> <ul style="list-style-type: none"> <li>• <a href="#">ELA 9-10</a></li> <li>• <a href="#">ELA Grade 11</a></li> </ul>	<p><b>1.1.1</b> Analyze, evaluate, and synthesize information to generate new ideas, processes, or products.</p> <p><b><u>Digital Citizenship Application</u></b></p> <ul style="list-style-type: none"> <li>• Attribution of sources</li> <li>• Copyright &amp; Fair Use</li> <li>• Evaluate the reliability of sources</li> </ul>	<ul style="list-style-type: none"> <li>• Brainstorm</li> <li>• Collaboration</li> <li>• Explore digital archives</li> <li>• Graphic organizer</li> <li>• Objective summary</li> <li>• Research and present</li> <li>• Simulations</li> </ul>	<ul style="list-style-type: none"> <li>• <a href="#">MakeBeliefsComix</a></li> <li>• Microsoft Office – Smart Art</li> <li>• <a href="#">Mindmeister</a></li> <li>• <a href="#">National Archives</a></li> <li>• <a href="#">Online Labs</a></li> <li>• <a href="#">Organizing and Brainstorming Tools</a></li> <li>• <a href="#">PhET</a></li> <li>• <a href="#">TUHSD Media Center Resources</a> and news resources</li> </ul> <p><a href="#">Student Response Tools for Formative Assessments</a></p>



ELA Standards	Ed Tech Standards	Strategies	Tools/Resources
<p><b>R.10</b> Read and comprehend complex literary and informational texts independently and proficiently.</p> <p><b>AzMERIT Performance Level Descriptors</b></p> <ul style="list-style-type: none"> <li>• <a href="#">ELA 9-10</a></li> <li>• <a href="#">ELA Grade 11</a></li> </ul>	<p><b>3.2.4</b> Synthesize research information to create new understanding and innovative solutions.</p> <p><b><u>Digital Citizenship Application</u></b></p> <ul style="list-style-type: none"> <li>• Attribution of sources</li> <li>• Copyright &amp; Fair Use</li> </ul> <p>Evaluate the reliability of sources</p>	<ul style="list-style-type: none"> <li>• Argument research and writing</li> <li>• Research and present</li> <li>• Synthesize research information</li> <li>• Use a variety of media resources and present</li> </ul>	<ul style="list-style-type: none"> <li>• <a href="#">Instructional Media and Interactives</a></li> <li>• <a href="#">Multimedia Tools for School</a></li> <li>• <a href="#">Organizing and Brainstorming Tools</a></li> <li>• <a href="#">TUHSD Media Center Resources</a> and news resources</li> </ul> <p><a href="#">Student Response Tools for Formative Assessments</a></p>
	<p><b>3.2.5</b> Apply ethical use of information and media by respecting the principles of copyrights, intellectual freedom and property rights, using information and media technology responsibly, and citing resources appropriately.</p> <p><b><u>Digital Citizenship Application</u></b></p> <ul style="list-style-type: none"> <li>• Attribution of sources</li> <li>• Copyright &amp; Fair Use</li> <li>• Evaluate the reliability of sources</li> </ul>	<ul style="list-style-type: none"> <li>• Citations, paraphrasing, quoting resources</li> <li>• Discuss ethics and laws for copyright and intellectual property</li> <li>• Discuss various creative commons licenses</li> <li>• Bookmark resources for future reference and documentation</li> </ul>	<ul style="list-style-type: none"> <li>• <a href="#">Citation Machine</a></li> <li>• <a href="#">Citation Management</a></li> <li>• <a href="#">Common Sense Education YouTube Channel</a></li> <li>• <a href="#">Creative Commons Search</a></li> <li>• <a href="#">Diigo</a></li> <li>• <a href="#">Easybib</a> - free online bibliography and citation creator.</li> <li>• <a href="#">Openclipart</a></li> <li>• <a href="#">Owl Purdue</a></li> <li>• Word – References</li> </ul> <p><a href="#">Student Response Tools for Formative Assessments</a></p>
	<p><b>4.2.2</b> Present defensible solutions and make decisions from multiple perspectives using collected resources and data.</p> <p><b><u>Digital Citizenship Application</u></b></p> <ul style="list-style-type: none"> <li>• Attribution of sources</li> <li>• Communicate and post responsibly</li> <li>• Copyright and Fair Use</li> <li>• Evaluate the reliability of sources</li> <li>• Safeguard personal information</li> </ul>	<ul style="list-style-type: none"> <li>• Discussion posts and responses</li> <li>• Examine multiple sources and write an argument or analysis</li> <li>• Research and present</li> <li>• Virtual debate</li> </ul>	<ul style="list-style-type: none"> <li>• <a href="#">Blackboard Learn</a> / Collaborate</li> <li>• <a href="#">Instructional Media and Interactives</a></li> <li>• <a href="#">Multimedia Tools for School</a></li> <li>• <a href="#">Organizing and Brainstorming Tools</a></li> <li>• <a href="#">TUHSD Media Center Resources</a> and news resources</li> <li>• <a href="#">Useful Collaborative Resources</a></li> </ul> <p><a href="#">Student Response Tools for Formative Assessments</a></p>

ELA Standards	Ed Tech Standards	Strategies	Tools/Resources
<p><b>SL.1</b> Prepare for and participate effectively in a range of conversations and collaborations with diverse partners, building on others’ ideas and expressing their own clearly and persuasively.</p> <p><b>AzMERIT Performance Level Descriptors</b></p> <ul style="list-style-type: none"> <li>• <a href="#">ELA 9-10</a></li> <li>• <a href="#">ELA Grade 11</a></li> </ul>	<p><b>2.1.1</b> Collaborate with peers, experts, or others in the global community employing a variety of digital tools to share findings and/or publish in a variety of ways.</p> <p><b><u>Digital Citizenship Application</u></b></p> <ul style="list-style-type: none"> <li>• Attribution of sources</li> <li>• Communicate and post responsibly</li> <li>• Copyright and Fair Use</li> </ul> <p>Safeguard personal information</p>	<ul style="list-style-type: none"> <li>• Blog posts</li> <li>• Collaboration between classes</li> <li>• Community project / collaboration</li> <li>• Create and share vodcasts or podcasts to share presentations</li> <li>• Critique literature</li> </ul>	<ul style="list-style-type: none"> <li>• <a href="#">ePals Global Community</a></li> <li>• Blackboard Learn</li> <li>• <a href="#">Nicenet.org</a> (simple virtual classroom)</li> <li>• <a href="#">Office365 Web Apps</a></li> <li>• <a href="#">Skype in the Classroom</a></li> <li>• <a href="#">Student Letter Exchange</a></li> <li>• <a href="#">Useful Collaborative Resources</a></li> </ul> <p><a href="#">Student Response Tools for Formative Assessments</a></p>
	<p><b>1.1.1</b> Analyze, evaluate, and synthesize information to generate new ideas, processes, or products.</p> <p><b><u>Digital Citizenship Application</u></b></p> <ul style="list-style-type: none"> <li>• Attribution of sources</li> <li>• Copyright &amp; Fair Use</li> <li>• Evaluate the reliability of sources</li> </ul>	<ul style="list-style-type: none"> <li>• Brainstorm</li> <li>• Collaboration</li> <li>• Explore digital archives</li> <li>• Graphic organizer</li> <li>• Objective summary</li> <li>• Research and present</li> <li>• Simulations</li> </ul>	<ul style="list-style-type: none"> <li>• <a href="#">MakeBeliefsComix</a></li> <li>• Microsoft Office – Smart Art</li> <li>• <a href="#">Mindmeister</a></li> <li>• <a href="#">National Archives</a></li> <li>• <a href="#">Online Labs</a></li> <li>• <a href="#">Organizing and Brainstorming Tools</a></li> <li>• <a href="#">PhET</a></li> <li>• <a href="#">TUHSD Media Center Resources</a> and news resources</li> </ul> <p><a href="#">Student Response Tools for Formative Assessments</a></p>
	<p><b>2.1.2</b> Communicate information and ideas respectfully and effectively to multiple audiences using a variety of digital environments.</p> <p><b><u>Digital Citizenship Application</u></b></p> <ul style="list-style-type: none"> <li>• Attribution of sources</li> <li>• Communicate and post responsibly</li> <li>• Copyright and Fair Use</li> </ul> <p>Safeguard personal information</p>	<ul style="list-style-type: none"> <li>• Analyze text</li> <li>• Blog posts and responses</li> <li>• Collaborative presentations</li> <li>• Interactive whiteboard</li> <li>• Interpret/adapt text</li> <li>• Online discussions (text or video)</li> <li>• Simulations</li> </ul>	<ul style="list-style-type: none"> <li>• <a href="#">Blackboard Learn</a> / Collaborate</li> <li>• <a href="#">Multimedia Tools for School</a></li> <li>• <a href="#">Organizing and Brainstorming Tools</a></li> <li>• <a href="#">Useful Collaborative Resources</a></li> </ul> <p><a href="#">Student Response Tools for Formative Assessments</a></p>

ELA Standards	Ed Tech Standards	Strategies	Tools/Resources
	<p><b>3.1.1</b> Identify and defend effective key words, phrases, and strategies for conducting information searches</p> <p><b><u>Digital Citizenship Application</u></b></p> <ul style="list-style-type: none"> <li>• Attribution of sources</li> <li>• Copyright &amp; Fair Use</li> <li>• Evaluate the reliability of sources</li> </ul>	<ul style="list-style-type: none"> <li>• Boolean techniques</li> <li>• Explore different search engines</li> <li>• Predict key words for best results</li> <li>• Research/Search key terms</li> </ul>	<ul style="list-style-type: none"> <li>• <a href="#">Google Books</a></li> <li>• <a href="#">Google Scholar</a></li> <li>• <a href="#">iSEEK Education search engine</a></li> <li>• <a href="#">TUHSD Media Center Resources</a> and news resources</li> </ul> <p><a href="#">Student Response Tools for Formative Assessments</a></p>
	<p><b>4.1.1</b> Write essential questions to investigate a complex (multi-step) issue using digital tools and resources.</p> <p><b><u>Digital Citizenship Application</u></b></p> <ul style="list-style-type: none"> <li>• Attribution of sources</li> <li>• Communicate and post responsibly</li> <li>• Copyright and Fair Use</li> <li>• Evaluate the reliability of sources</li> <li>• Safeguard personal information</li> </ul>	<ul style="list-style-type: none"> <li>• Blog posts surrounding essential questions</li> <li>• Explore and write essential questions</li> <li>• Respond to essential questions using multimedia</li> <li>• Use essential questions to explore vocabulary terms</li> </ul>	<ul style="list-style-type: none"> <li>• <a href="#">Blackboard Learn</a> / Collaborate</li> <li>• <a href="#">Organizing and Brainstorming Tools</a></li> <li>• <a href="#">Multimedia Tools for School</a></li> </ul> <p><a href="#">Student Response Tools for Formative Assessments</a></p>
	<p><b>4.2.1</b> Plan and manage an individual learning project that collects multiple data sets from diverse sources, creating planning adjustments and course corrections from the knowledge gained.</p> <p><b><u>Digital Citizenship Application</u></b></p> <ul style="list-style-type: none"> <li>• Attribution of sources</li> <li>• Communicate and post responsibly</li> <li>• Copyright and Fair Use</li> <li>• Evaluate the reliability of sources</li> <li>• Safeguard personal information</li> </ul>	<ul style="list-style-type: none"> <li>• Analyze and present data</li> <li>• Develop research projects to address current work issues</li> <li>• Research and present</li> <li>• Use data collection devices or programs</li> <li>• Use online concept mapping tools</li> </ul>	<ul style="list-style-type: none"> <li>• <a href="#">Instructional Media and Interactives</a></li> <li>• <a href="#">Multimedia Tools for School</a></li> <li>• <a href="#">NYT Learning Blogs</a></li> <li>• <a href="#">National Archives: America's Historical Documents</a></li> <li>• <a href="#">Organizing and Brainstorming Tools</a></li> <li>• Spreadsheets/Excel</li> </ul> <p><a href="#">Student Response Tools for Formative Assessments</a></p>

ELA Standards	Ed Tech Standards	Strategies	Tools/Resources
<p><b>SL.2</b> Integrate and evaluate information presented in diverse media and formats, including visually, quantitatively, and orally.</p> <p><b>AzMERIT Performance Level Descriptors</b></p> <ul style="list-style-type: none"> <li>• <a href="#">ELA 9-10</a></li> <li>• <a href="#">ELA Grade 11</a></li> </ul>  <ul style="list-style-type: none"> <li>• <a href="#">Math Algebra I</a></li> <li>• <a href="#">Math Geometry</a></li> <li>• <a href="#">Math Algebra II</a></li> </ul>	<p><b>2.1.1</b> Collaborate with peers, experts, or others in the global community employing a variety of digital tools to share findings and/or publish in a variety of ways.</p> <p><b><u>Digital Citizenship Application</u></b></p> <ul style="list-style-type: none"> <li>• Attribution of sources</li> <li>• Communicate and post responsibly</li> <li>• Copyright and Fair Use</li> </ul> <p>Safeguard personal information</p>	<ul style="list-style-type: none"> <li>• Blog posts</li> <li>• Collaboration between classes</li> <li>• Community project / collaboration</li> <li>• Create and share vodcasts or podcasts to share presentations</li> <li>• Critique literature</li> </ul>	<ul style="list-style-type: none"> <li>• <a href="#">ePals Global Community</a></li> <li>• Blackboard Learn</li> <li>• <a href="#">Nicenet.org</a> (simple virtual classroom)</li> <li>• <a href="#">Office365 Web Apps</a></li> <li>• <a href="#">Skype in the Classroom</a></li> <li>• <a href="#">Student Letter Exchange</a></li> <li>• <a href="#">Useful Collaborative Resources</a></li> </ul> <p><a href="#">Student Response Tools for Formative Assessments</a></p>
	<p><b>1.1.1</b> Analyze, evaluate, and synthesize information to generate new ideas, processes, or products.</p> <p><b><u>Digital Citizenship Application</u></b></p> <ul style="list-style-type: none"> <li>• Attribution of sources</li> <li>• Copyright &amp; Fair Use</li> <li>• Evaluate the reliability of sources</li> </ul>	<ul style="list-style-type: none"> <li>• Brainstorm</li> <li>• Collaboration</li> <li>• Explore digital archives</li> <li>• Graphic organizer</li> <li>• Objective summary</li> <li>• Research and present</li> <li>• Simulations</li> </ul>	<ul style="list-style-type: none"> <li>• <a href="#">MakeBeliefsComix</a></li> <li>• Microsoft Office – Smart Art</li> <li>• <a href="#">Mindmeister</a></li> <li>• <a href="#">National Archives</a></li> <li>• <a href="#">Online Labs</a></li> <li>• <a href="#">Organizing and Brainstorming Tools</a></li> <li>• <a href="#">PhET</a></li> <li>• <a href="#">TUHSD Media Center Resources</a> and news resources</li> </ul> <p><a href="#">Student Response Tools for Formative Assessments</a></p>
	<p><b>3.1.2</b> Evaluate diverse information sources.</p> <p><b><u>Digital Citizenship Application</u></b></p> <ul style="list-style-type: none"> <li>• Attribution of sources</li> <li>• Copyright &amp; Fair Use</li> </ul> <p>Evaluate the reliability of sources</p>	<ul style="list-style-type: none"> <li>• Evaluate research/journal articles</li> <li>• Examine and analyze online news resources</li> <li>• Research data and statistics/evaluate reliability</li> </ul>	<ul style="list-style-type: none"> <li>• <a href="#">Evaluating Internet Resources</a></li> <li>• <a href="#">Kathy Schrock’s Critical Evaluation of Information</a></li> <li>• <a href="#">Purdue OWL Evaluating Print vs. Internet Resources</a></li> <li>• <a href="#">Purdue University Libraries: Evaluating Information Sources</a></li> </ul> <p><a href="#">Student Response Tools for Formative Assessments</a></p>

ELA Standards	Ed Tech Standards	Strategies	Tools/Resources
	<p><b>3.2.2</b> Defend the authority of primary and/or secondary sources used in research.</p> <p><b><u>Digital Citizenship Application</u></b></p> <ul style="list-style-type: none"> <li>• Attribution of sources</li> <li>• Copyright &amp; Fair Use</li> <li>• Evaluate the reliability of sources</li> </ul>	<ul style="list-style-type: none"> <li>• Evaluate internet resources for credibility and validity</li> <li>• Examine/evaluate primary and secondary resources</li> <li>• Search research databases and cite sources</li> </ul>	<ul style="list-style-type: none"> <li>• <a href="#">Cornell University- Critically Analyzing Information Sources: Critical Appraisal and Analysis</a></li> <li>• <a href="#">Evaluating Internet Resources</a></li> <li>• <a href="#">Finding Primary Sources</a></li> <li>• <a href="#">Instructional Media and Interactives</a></li> <li>• <a href="#">Kathy Schrock’s Critical Evaluation of Information</a></li> <li>• <a href="#">Primary Sources on the Web</a></li> <li>• <a href="#">Primary vs. Secondary Sources</a></li> <li>• <a href="#">Purdue OWL Evaluating Print vs. Internet Resources</a></li> <li>• <a href="#">Purdue University Libraries: Evaluating Information Sources</a></li> <li>• <a href="#">TUHSD Media Center Resources</a> and news resources</li> </ul> <p><a href="#">Student Response Tools for Formative Assessments</a></p>
	<p><b>4.2.1</b> Plan and manage an individual learning project that collects multiple data sets from diverse sources, creating planning adjustments and course corrections from the knowledge gained.</p> <p><b><u>Digital Citizenship Application</u></b></p> <ul style="list-style-type: none"> <li>• Attribution of sources</li> <li>• Communicate and post responsibly</li> <li>• Copyright and Fair Use</li> <li>• Evaluate the reliability of sources</li> <li>• Safeguard personal information</li> </ul>	<ul style="list-style-type: none"> <li>• Analyze and present data</li> <li>• Develop research projects to address current work issues</li> <li>• Research and present</li> <li>• Use data collection devices or programs</li> <li>• Use online concept mapping tools</li> </ul>	<ul style="list-style-type: none"> <li>• <a href="#">Instructional Media and Interactives</a></li> <li>• <a href="#">Multimedia Tools for School</a></li> <li>• <a href="#">NYT Learning Blogs</a></li> <li>• <a href="#">National Archives: America's Historical Documents</a></li> <li>• <a href="#">Organizing and Brainstorming Tools</a></li> <li>• Spreadsheets/Excel</li> </ul> <p><a href="#">Student Response Tools for Formative Assessments</a></p>
	<p><b>4.2.2</b> Present defensible solutions and make decisions from multiple perspectives using collected resources and data.</p>	<ul style="list-style-type: none"> <li>• Discussion posts and responses</li> </ul>	<ul style="list-style-type: none"> <li>• <a href="#">Blackboard Learn</a> / Collaborate</li> <li>• <a href="#">Instructional Media and Interactives</a></li> <li>• <a href="#">Multimedia Tools for School</a></li> </ul>

A collaborative effort of the TUHSD Instructional Technology Integration Cohort 2014-15.

ELA Standards	Ed Tech Standards	Strategies	Tools/Resources
	<p><b><u>Digital Citizenship Application</u></b></p> <ul style="list-style-type: none"> <li>• Attribution of sources</li> <li>• Communicate and post responsibly</li> <li>• Copyright and Fair Use</li> <li>• Evaluate the reliability of sources</li> <li>• Safeguard personal information</li> </ul>	<ul style="list-style-type: none"> <li>• Examine multiple sources and write an argument or analysis</li> <li>• Research and present</li> <li>• Virtual debate</li> </ul>	<ul style="list-style-type: none"> <li>• <a href="#">Organizing and Brainstorming Tools</a></li> <li>• <a href="#">TUHSD Media Center Resources</a> and news resources</li> <li>• <a href="#">Useful Collaborative Resources</a></li> </ul> <p><a href="#">Student Response Tools for Formative Assessments</a></p>


ELA Standards	Ed Tech Standards	Strategies	Tools/Resources
<p><b>SL.3</b> Evaluate a speaker’s point of view, reasoning, and use of evidence and rhetoric.</p> <p><b>AzMERIT Performance Level Descriptors</b></p> <ul style="list-style-type: none"> <li>• <a href="#">ELA 9-10</a></li> <li>• <a href="#">ELA Grade 11</a></li> </ul>	<p><b>3.2.3</b> Evaluate information identifying facts, opinions, bias, inaccurate and misleading information by analyzing multiple sources.</p> <p><b><u>Digital Citizenship Application</u></b></p> <ul style="list-style-type: none"> <li>• Attribution of sources</li> <li>• Copyright &amp; Fair Use</li> <li>• Evaluate the reliability of sources</li> </ul>	<p>Graphic organizers/Venn diagram</p> <p>Online discussions</p> <p>Research and present</p>	<ul style="list-style-type: none"> <li>• <a href="#">Instructional Media and Interactives</a></li> <li>• <a href="#">Kathy Schrock’s Critical Evaluation of Information</a></li> <li>• <a href="#">Blackboard Learn</a> / Collaborate</li> <li>• <a href="#">Organizing and Brainstorming Tools</a></li> <li>• <a href="#">TUHSD Media Center Resources</a> and news resources</li> <li>• <a href="#">Word/Word Web</a></li> </ul> <p><a href="#">Student Response Tools for Formative Assessments</a></p>
	<p><b>3.1.2</b> Evaluate diverse information sources</p> <p><b><u>Digital Citizenship Application</u></b></p> <ul style="list-style-type: none"> <li>• Attribution of sources</li> <li>• Copyright &amp; Fair Use</li> </ul> <p>Evaluate the reliability of sources</p>	<ul style="list-style-type: none"> <li>• Evaluate research/journal articles</li> <li>• Examine and analyze online news resources</li> <li>• Research data and statistics/evaluate reliability</li> </ul>	<ul style="list-style-type: none"> <li>• <a href="#">Evaluating Internet Resources</a></li> <li>• <a href="#">Kathy Schrock’s Critical Evaluation of Information</a></li> <li>• <a href="#">Purdue OWL Evaluating Print vs. Internet Resources</a></li> <li>• <a href="#">Purdue University Libraries: Evaluating Information Sources</a></li> </ul> <p><a href="#">Student Response Tools for Formative Assessments</a></p>


ELA Standards	Ed Tech Standards	Strategies	Tools/Resources
<p><b>SL.4</b> Present information, findings, and supporting evidence such that listeners can follow the line of reasoning and the organization, development, and style are appropriate to task, purpose, and audience.</p> <p><b>AzMERIT Performance Level Descriptors</b></p> <ul style="list-style-type: none"> <li>• <a href="#">ELA 9-10</a></li> <li>• <a href="#">ELA Grade 11</a></li> </ul>	<p><b>6.1.3</b> Choose technology applications appropriate for the audience and task.</p> <p><b><u>Digital Citizenship Application</u></b></p> <ul style="list-style-type: none"> <li>• Attribution of sources</li> <li>• Communicate and post responsibly</li> <li>• Copyright and Fair Use</li> <li>• Evaluate the reliability of sources</li> <li>• Prevent Cyberbullying</li> <li>• Safeguard personal information</li> </ul>	<ul style="list-style-type: none"> <li>• Create a blog post</li> <li>• Create a brochure/pamphlet</li> <li>• Create a game</li> <li>• Create a PSA/Campaign/infographic</li> <li>• Create a slideshow</li> <li>• Create a video/animated video</li> <li>• Create a virtual poster</li> <li>• Create a vodcast/podcast</li> <li>• Create a website</li> <li>• Create an interactive timeline</li> </ul>	<ul style="list-style-type: none"> <li>• <a href="#">Multimedia Tools for School</a></li> <li>• <a href="#">Organizing and Brainstorming Tools</a></li> </ul> <p><a href="#">Student Response Tools for Formative Assessments</a></p>
	<p><b>3.2.4</b> Synthesize research information to create new understanding and innovative solutions.</p> <p><b><u>Digital Citizenship Application</u></b></p> <ul style="list-style-type: none"> <li>• Attribution of sources</li> <li>• Copyright &amp; Fair Use</li> </ul> <p>Evaluate the reliability of sources</p>	<ul style="list-style-type: none"> <li>• Argument research and writing</li> <li>• Research and present</li> <li>• Synthesize research information</li> <li>• Use a variety of media resources and present</li> </ul>	<ul style="list-style-type: none"> <li>• <a href="#">Instructional Media and Interactives</a></li> <li>• <a href="#">Multimedia Tools for School</a></li> <li>• <a href="#">Organizing and Brainstorming Tools</a></li> <li>• <a href="#">TUHSD Media Center Resources</a> and news resources</li> </ul> <p><a href="#">Student Response Tools for Formative Assessments</a></p>
	<p><b>4.2.2</b> Present defensible solutions and make decisions from multiple perspectives using collected resources and data.</p> <p><b><u>Digital Citizenship Application</u></b></p> <ul style="list-style-type: none"> <li>• Attribution of sources</li> <li>• Communicate and post responsibly</li> <li>• Copyright and Fair Use</li> <li>• Evaluate the reliability of sources</li> <li>• Safeguard personal information</li> </ul>	<ul style="list-style-type: none"> <li>• Discussion posts and responses</li> <li>• Examine multiple sources and write an argument or analysis</li> <li>• Research and present</li> <li>• Virtual debate</li> </ul>	<ul style="list-style-type: none"> <li>• <a href="#">Blackboard Learn</a> / Collaborate</li> <li>• <a href="#">Instructional Media and Interactives</a></li> <li>• <a href="#">Multimedia Tools for School</a></li> <li>• <a href="#">Organizing and Brainstorming Tools</a></li> <li>• <a href="#">TUHSD Media Center Resources</a> and news resources</li> <li>• <a href="#">Useful Collaborative Resources</a></li> </ul> <p><a href="#">Student Response Tools for Formative Assessments</a></p>



ELA Standards	Ed Tech Standards	Strategies	Tools/Resources
<p><b>SL.5</b> Make strategic use of digital media and visual displays of data to express information and enhance understanding of presentations.</p> <p><b>AzMERIT Performance Level Descriptors</b></p> <ul style="list-style-type: none"> <li>• <a href="#">ELA 9-10</a></li> <li>• <a href="#">ELA Grade 11</a></li> </ul>	<p><b>1.4.1</b> Create innovative products or projects using digital tools to express original ideas.</p> <p><b><u>Digital Citizenship Application</u></b></p> <ul style="list-style-type: none"> <li>• Attribution of sources</li> <li>• Communicate and post responsibly</li> </ul> <p>Copyright and Fair Use</p>	<ul style="list-style-type: none"> <li>• Demonstrations</li> <li>• Flow chart</li> <li>• Presentation</li> <li>• Storyboard</li> <li>• Teach concepts</li> <li>• Timeline creation</li> <li>• Writing projects</li> </ul>	<ul style="list-style-type: none"> <li>• <a href="#">Haiku Deck</a></li> <li>• <a href="#">Multimedia Tools for School</a></li> <li>• PowerPoint</li> <li>• <a href="#">Prezi</a></li> <li>• <a href="#">Storybird</a></li> <li>• <a href="#">Storyjumper</a></li> <li>• Word/<a href="#">Word Web</a></li> </ul> <p><a href="#">Student Response Tools for Formative Assessments</a></p>
	<p><b>1.1.1</b> Analyze, evaluate, and synthesize information to generate new ideas, processes, or products.</p> <p><b><u>Digital Citizenship Application</u></b></p> <ul style="list-style-type: none"> <li>• Attribution of sources</li> <li>• Copyright &amp; Fair Use</li> <li>• Evaluate the reliability of sources</li> </ul>	<ul style="list-style-type: none"> <li>• Brainstorm</li> <li>• Collaboration</li> <li>• Explore digital archives</li> <li>• Graphic organizer</li> <li>• Objective summary</li> <li>• Research and present</li> <li>• Simulations</li> </ul>	<ul style="list-style-type: none"> <li>• <a href="#">MakeBeliefsComix</a></li> <li>• Microsoft Office – Smart Art</li> <li>• <a href="#">Mindmeister</a></li> <li>• <a href="#">National Archives</a></li> <li>• <a href="#">Online Labs</a></li> <li>• <a href="#">Organizing and Brainstorming Tools</a></li> <li>• <a href="#">PhET</a></li> <li>• <a href="#">TUHSD Media Center Resources</a> and news resources</li> </ul> <p><a href="#">Student Response Tools for Formative Assessments</a></p>
	<p><b>1.4.1</b> Create innovative products or projects using digital tools to express original ideas.</p> <p><b><u>Digital Citizenship Application</u></b></p> <ul style="list-style-type: none"> <li>• Attribution of sources</li> <li>• Communicate and post responsibly</li> </ul> <p>Copyright and Fair Use</p>	<ul style="list-style-type: none"> <li>• Demonstrations</li> <li>• Flow chart</li> <li>• Presentation</li> <li>• Storyboard</li> <li>• Teach concepts</li> <li>• Timeline creation</li> <li>• Writing projects</li> </ul>	<ul style="list-style-type: none"> <li>• <a href="#">Haiku Deck</a></li> <li>• <a href="#">Multimedia Tools for School</a></li> <li>• PowerPoint</li> <li>• <a href="#">Prezi</a></li> <li>• <a href="#">Storybird</a></li> <li>• <a href="#">Storyjumper</a></li> <li>• Word/<a href="#">Word Web</a></li> </ul> <p><a href="#">Student Response Tools for Formative Assessments</a></p>

ELA Standards	Ed Tech Standards	Strategies	Tools/Resources
	<p><b>3.2.4</b> Synthesize research information to create new understanding and innovative solutions.</p> <p><b><u>Digital Citizenship Application</u></b></p> <ul style="list-style-type: none"> <li>• Attribution of sources</li> <li>• Copyright &amp; Fair Use</li> </ul> <p>Evaluate the reliability of sources</p>	<ul style="list-style-type: none"> <li>• Argument research and writing</li> <li>• Research and present</li> <li>• Synthesize research information</li> <li>• Use a variety of media resources and present</li> </ul>	<ul style="list-style-type: none"> <li>• <a href="#">Instructional Media and Interactives</a></li> <li>• <a href="#">Multimedia Tools for School</a></li> <li>• <a href="#">Organizing and Brainstorming Tools</a></li> <li>• <a href="#">TUHSD Media Center Resources</a> and news resources</li> </ul> <p><a href="#">Student Response Tools for Formative Assessments</a></p>
	<p><b>5.1.3</b> Advocate and practice safe, legal, and responsible use of digital tools as defined by school board policy and procedures.</p> <p><b><u>Digital Citizenship Application</u></b></p> <ul style="list-style-type: none"> <li>• Attribution of sources</li> <li>• Communicate and post responsibly</li> <li>• Copyright and Fair Use</li> <li>• Evaluate the reliability of sources</li> <li>• Prevent Cyberbullying</li> </ul> <p>Safeguard personal information</p>	<ul style="list-style-type: none"> <li>• Argument essay</li> <li>• Blog post</li> <li>• Campaign design</li> <li>• Create a school policy handbook</li> <li>• Demonstration</li> <li>• Online discussions</li> <li>• PSA/infographic</li> <li>• Research and present</li> </ul>	<ul style="list-style-type: none"> <li>• <a href="#">Blackboard Learn</a> / Collaborate</li> <li>• <a href="#">Multimedia Tools for School</a></li> <li>• <a href="#">THINK-Social Media Common Sense</a></li> <li>• <a href="#">TUHSD Media Center Resources</a> and news resources</li> <li>• <a href="#">Useful Collaborative Resources</a></li> </ul> <p><a href="#">Student Response Tools for Formative Assessments</a></p>
	<p><b>6.1.3</b> Choose technology applications appropriate for the audience and task.</p> <p><b><u>Digital Citizenship Application</u></b></p> <ul style="list-style-type: none"> <li>• Attribution of sources</li> <li>• Communicate and post responsibly</li> <li>• Copyright and Fair Use</li> <li>• Evaluate the reliability of sources</li> <li>• Prevent Cyberbullying</li> </ul> <p>Safeguard personal information</p>	<ul style="list-style-type: none"> <li>• Create a blog post</li> <li>• Create a brochure/pamphlet</li> <li>• Create a game</li> <li>• Create a PSA/Campaign/infographic</li> <li>• Create a slideshow</li> <li>• Create a video/animated video</li> <li>• Create a virtual poster</li> <li>• Create a vodcast/podcast</li> <li>• Create a website</li> <li>• Create an interactive timeline</li> </ul>	<ul style="list-style-type: none"> <li>• <a href="#">Multimedia Tools for School</a></li> <li>• <a href="#">Organizing and Brainstorming Tools</a></li> </ul> <p><a href="#">Student Response Tools for Formative Assessments</a></p>

ELA Standards	Ed Tech Standards	Strategies	Tools/Resources
<p><b>W.1</b> Write arguments to support claims in an analysis of substantive topics or texts, using valid reasoning and relevant and sufficient evidence.</p> <p><b>AzMERIT Performance Level Descriptors</b></p> <ul style="list-style-type: none"> <li>• <a href="#">ELA 9-10</a></li> <li>• <a href="#">ELA Grade 11</a></li> </ul>  <ul style="list-style-type: none"> <li>• <a href="#">Math Algebra I</a></li> <li>• <a href="#">Math Geometry</a></li> <li>• <a href="#">Math Algebra II</a></li> </ul>	<p><b>4.2.2</b> Present defensible solutions and make decisions from multiple perspectives using collected resources and data.</p> <p><b><u>Digital Citizenship Application</u></b></p> <ul style="list-style-type: none"> <li>• Attribution of sources</li> <li>• Communicate and post responsibly</li> <li>• Copyright and Fair Use</li> <li>• Evaluate the reliability of sources</li> <li>• Safeguard personal information</li> </ul>	<ul style="list-style-type: none"> <li>• Discussion posts and responses</li> <li>• Examine multiple sources and write an argument or analysis</li> <li>• Research and present</li> <li>• Virtual debate</li> </ul>	<ul style="list-style-type: none"> <li>• <a href="#">Blackboard Learn</a> / Collaborate</li> <li>• <a href="#">Instructional Media and Interactives</a></li> <li>• <a href="#">Multimedia Tools for School</a></li> <li>• <a href="#">Organizing and Brainstorming Tools</a></li> <li>• <a href="#">TUHSD Media Center Resources</a> and news resources</li> <li>• <a href="#">Useful Collaborative Resources</a></li> </ul> <p><a href="#">Student Response Tools for Formative Assessments</a></p>
	<p><b>1.1.1</b> Analyze, evaluate, and synthesize information to generate new ideas, processes, or products.</p> <p><b><u>Digital Citizenship Application</u></b></p> <ul style="list-style-type: none"> <li>• Attribution of sources</li> <li>• Copyright &amp; Fair Use</li> <li>• Evaluate the reliability of sources</li> </ul>	<ul style="list-style-type: none"> <li>• Brainstorm</li> <li>• Collaboration</li> <li>• Explore digital archives</li> <li>• Graphic organizer</li> <li>• Objective summary</li> <li>• Research and present</li> <li>• Simulations</li> </ul>	<ul style="list-style-type: none"> <li>• <a href="#">MakeBeliefsComix</a></li> <li>• Microsoft Office – Smart Art</li> <li>• <a href="#">Mindmeister</a></li> <li>• <a href="#">National Archives</a></li> <li>• <a href="#">Online Labs</a></li> <li>• <a href="#">Organizing and Brainstorming Tools</a></li> <li>• <a href="#">PhET</a></li> <li>• <a href="#">TUHSD Media Center Resources</a> and news resources</li> </ul> <p><a href="#">Student Response Tools for Formative Assessments</a></p>

ELA Standards	Ed Tech Standards	Strategies	Tools/Resources
<p><b>W.2</b> Write informative/expository texts to examine and convey complex ideas and information clearly and accurately through effective selection, organization, and analysis of content.</p> <p><b>AzMERIT Performance Level Descriptors</b></p> <ul style="list-style-type: none"> <li>• <a href="#">ELA 9-10</a></li> <li>• <a href="#">ELA Grade 11</a></li> </ul>  <ul style="list-style-type: none"> <li>• <a href="#">Math Algebra I</a></li> <li>• <a href="#">Math Geometry</a></li> <li>• <a href="#">Math Algebra II</a></li> </ul>	<p><b>4.2.1</b> Plan and manage an individual learning project that collects multiple data sets from diverse sources, creating planning adjustments and course corrections from the knowledge gained.</p> <p><b><u>Digital Citizenship Application</u></b></p> <ul style="list-style-type: none"> <li>• Attribution of sources</li> <li>• Communicate and post responsibly</li> <li>• Copyright and Fair Use</li> <li>• Evaluate the reliability of sources</li> <li>• Safeguard personal information</li> </ul>	<ul style="list-style-type: none"> <li>• Analyze and present data</li> <li>• Develop research projects to address current work issues</li> <li>• Research and present</li> <li>• Use data collection devices or programs</li> <li>• Use online concept mapping tools</li> </ul>	<ul style="list-style-type: none"> <li>• <a href="#">Instructional Media and Interactives</a></li> <li>• <a href="#">Multimedia Tools for School</a></li> <li>• <a href="#">NYT Learning Blogs</a></li> <li>• <a href="#">National Archives: America's Historical Documents</a></li> <li>• <a href="#">Organizing and Brainstorming Tools</a></li> <li>• Spreadsheets/Excel</li> </ul> <p><a href="#">Student Response Tools for Formative Assessments</a></p>

ELA Standards	Ed Tech Standards	Strategies	Tools/Resources
<p><b>W.4</b> Produce clear and coherent writing in which the development, organization, and style are appropriate to task, purpose, and audience.</p> <p><b>AzMERIT Performance Level Descriptors</b></p> <ul style="list-style-type: none"> <li>• <a href="#">ELA 9-10</a></li> <li>• <a href="#">ELA Grade 11</a></li> </ul>	<p>4.2.1 Plan and manage an individual learning project that collects multiple data sets from diverse sources, creating planning adjustments and course corrections from the knowledge gained.</p> <p><b><u>Digital Citizenship Application</u></b></p> <ul style="list-style-type: none"> <li>• Attribution of sources</li> <li>• Communicate and post responsibly</li> <li>• Copyright and Fair Use</li> <li>• Evaluate the reliability of sources</li> <li>• Safeguard personal information</li> </ul>	<ul style="list-style-type: none"> <li>• Analyze and present data</li> <li>• Develop research projects to address current work issues</li> <li>• Research and present</li> <li>• Use data collection devices or programs</li> <li>• Use online concept mapping tools</li> </ul>	<ul style="list-style-type: none"> <li>• <a href="#">Instructional Media and Interactives</a></li> <li>• <a href="#">Multimedia Tools for School</a></li> <li>• <a href="#">NYT Learning Blogs</a></li> <li>• <a href="#">National Archives: America's Historical Documents</a></li> <li>• <a href="#">Organizing and Brainstorming Tools</a></li> <li>• Spreadsheets/Excel</li> </ul> <p><a href="#">Student Response Tools for Formative Assessments</a></p>
	<p>6.1.3 Choose technology applications appropriate for the audience and task.</p> <p><b><u>Digital Citizenship Application</u></b></p> <ul style="list-style-type: none"> <li>• Attribution of sources</li> <li>• Communicate and post responsibly</li> <li>• Copyright and Fair Use</li> <li>• Evaluate the reliability of sources</li> <li>• Prevent Cyberbullying</li> <li>• Safeguard personal information</li> </ul>	<ul style="list-style-type: none"> <li>• Create a blog post</li> <li>• Create a brochure/pamphlet</li> <li>• Create a game</li> <li>• Create a PSA/Campaign/infographic</li> <li>• Create a slideshow</li> <li>• Create a video/animated video</li> <li>• Create a virtual poster</li> <li>• Create a vodcast/podcast</li> <li>• Create a website</li> <li>• Create an interactive timeline</li> </ul>	<ul style="list-style-type: none"> <li>• <a href="#">Multimedia Tools for School</a></li> <li>• <a href="#">Organizing and Brainstorming Tools</a></li> </ul> <p><a href="#">Student Response Tools for Formative Assessments</a></p>
	<p>1.4.1 Create innovative products or projects using digital tools to express original ideas.</p> <p><b><u>Digital Citizenship Application</u></b></p> <ul style="list-style-type: none"> <li>• Attribution of sources</li> <li>• Communicate and post responsibly</li> <li>• Copyright and Fair Use</li> </ul>	<ul style="list-style-type: none"> <li>• Demonstrations</li> <li>• Flow chart</li> <li>• Presentation</li> <li>• Storyboard</li> <li>• Teach concepts</li> <li>• Timeline creation</li> <li>• Writing projects</li> </ul>	<ul style="list-style-type: none"> <li>• <a href="#">Haiku Deck</a></li> <li>• <a href="#">Multimedia Tools for School</a></li> <li>• PowerPoint</li> <li>• <a href="#">Prezi</a></li> <li>• <a href="#">Storybird</a></li> <li>• <a href="#">Storyjumper</a></li> <li>• Word/<a href="#">Word Web</a></li> </ul>

A collaborative effort of the TUHSD Instructional Technology Integration Cohort 2014-15.

Some content was adapted from the [ADE High School Academic Standards Implementation Guide](#)

Updated: 2/11/2016 4:01 PM | Page

ELA Standards	Ed Tech Standards	Strategies	Tools/Resources
			<a href="#">Student Response Tools for Formative Assessments</a>
	<p><b>4.2.2</b> Present defensible solutions and make decisions from multiple perspectives using collected resources and data.</p> <p><b><u>Digital Citizenship Application</u></b></p> <ul style="list-style-type: none"> <li>• Attribution of sources</li> <li>• Communicate and post responsibly</li> <li>• Copyright and Fair Use</li> <li>• Evaluate the reliability of sources</li> <li>• Safeguard personal information</li> </ul>	<ul style="list-style-type: none"> <li>• Discussion posts and responses</li> <li>• Examine multiple sources and write an argument or analysis</li> <li>• Research and present</li> <li>• Virtual debate</li> </ul>	<ul style="list-style-type: none"> <li>• <a href="#">Blackboard Learn</a> / Collaborate</li> <li>• <a href="#">Instructional Media and Interactives</a></li> <li>• <a href="#">Multimedia Tools for School</a></li> <li>• <a href="#">Organizing and Brainstorming Tools</a></li> <li>• <a href="#">TUHSD Media Center Resources</a> and news resources</li> <li>• <a href="#">Useful Collaborative Resources</a></li> </ul> <p><a href="#">Student Response Tools for Formative Assessments</a></p>

ELA Standards	Ed Tech Standards	Strategies	Tools/Resources
<p><b>W.5</b> Develop and strengthen writing as needed by planning, revising, editing, rewriting, or trying a new approach.</p> <p><b>AzMERIT Performance Level Descriptors</b></p> <ul style="list-style-type: none"> <li>• <a href="#">ELA 9-10</a></li> <li>• <a href="#">ELA Grade 11</a></li> </ul>	<p><b>4.2.1</b> Plan and manage an individual learning project that collects multiple data sets from diverse sources, creating planning adjustments and course corrections from the knowledge gained.</p> <p><b><u>Digital Citizenship Application</u></b></p> <ul style="list-style-type: none"> <li>• Attribution of sources</li> <li>• Communicate and post responsibly</li> <li>• Copyright and Fair Use</li> <li>• Evaluate the reliability of sources</li> <li>• Safeguard personal information</li> </ul>	<ul style="list-style-type: none"> <li>• Analyze and present data</li> <li>• Develop research projects to address current work issues</li> <li>• Research and present</li> <li>• Use data collection devices or programs</li> <li>• Use online concept mapping tools</li> </ul>	<ul style="list-style-type: none"> <li>• <a href="#">Instructional Media and Interactives</a></li> <li>• <a href="#">Multimedia Tools for School</a></li> <li>• <a href="#">NYT Learning Blogs</a></li> <li>• <a href="#">National Archives: America's Historical Documents</a></li> <li>• <a href="#">Organizing and Brainstorming Tools</a></li> <li>• Spreadsheets/Excel</li> </ul> <p><a href="#">Student Response Tools for Formative Assessments</a></p>
	<p><b>2.1.2</b> Communicate information and ideas respectfully and effectively to multiple audiences using a variety of digital environments.</p> <p><b><u>Digital Citizenship Application</u></b></p> <ul style="list-style-type: none"> <li>• Attribution of sources</li> <li>• Communicate and post responsibly</li> <li>• Copyright and Fair Use</li> <li>• Safeguard personal information</li> </ul>	<ul style="list-style-type: none"> <li>• Analyze text</li> <li>• Blog posts and responses</li> <li>• Collaborative presentations</li> <li>• Interactive whiteboard</li> <li>• Interpret/adapt text</li> <li>• Online discussions (text or video)</li> <li>• Simulations</li> </ul>	<ul style="list-style-type: none"> <li>• <a href="#">Blackboard Learn</a> / Collaborate</li> <li>• <a href="#">Multimedia Tools for School</a></li> <li>• <a href="#">Organizing and Brainstorming Tools</a></li> <li>• <a href="#">Useful Collaborative Resources</a></li> </ul> <p><a href="#">Student Response Tools for Formative Assessments</a></p>

ELA Standards	Ed Tech Standards	Strategies	Tools/Resources
<p><b>W.6</b> Use technology, including the Internet, to produce and publish writing and to interact and collaborate with others.</p> <p><b>AzMERIT Performance Level Descriptors</b></p> <ul style="list-style-type: none"> <li>• <a href="#">ELA 9-10</a></li> <li>• <a href="#">ELA Grade 11</a></li> </ul>	<p><b>1.4.1</b> Create innovative products or projects using digital tools to express original ideas.</p> <p><b><u>Digital Citizenship Application</u></b></p> <ul style="list-style-type: none"> <li>• Attribution of sources</li> <li>• Communicate and post responsibly</li> <li>• Copyright and Fair Use</li> </ul>	<ul style="list-style-type: none"> <li>• Demonstrations</li> <li>• Flow chart</li> <li>• Presentation</li> <li>• Storyboard</li> <li>• Teach concepts</li> <li>• Timeline creation</li> <li>• Writing projects</li> </ul>	<ul style="list-style-type: none"> <li>• <a href="#">Haiku Deck</a></li> <li>• <a href="#">Multimedia Tools for School</a></li> <li>• PowerPoint</li> <li>• <a href="#">Prezi</a></li> <li>• <a href="#">Storybird</a></li> <li>• <a href="#">Storyjumper</a></li> <li>• Word/<a href="#">Word Web</a></li> </ul> <p><a href="#">Student Response Tools for Formative Assessments</a></p>
	<p><b>2.1.1</b> Collaborate with peers, experts, or others in the global community employing a variety of digital tools to share findings and/or publish in a variety of ways.</p> <p><b><u>Digital Citizenship Application</u></b></p> <ul style="list-style-type: none"> <li>• Attribution of sources</li> <li>• Communicate and post responsibly</li> <li>• Copyright and Fair Use</li> <li>• Safeguard personal information</li> </ul>	<ul style="list-style-type: none"> <li>• Blog posts</li> <li>• Collaboration between classes</li> <li>• Community project / collaboration</li> <li>• Create and share vodcasts or podcasts to share presentations</li> <li>• Critique literature</li> </ul>	<ul style="list-style-type: none"> <li>• <a href="#">ePals Global Community</a></li> <li>• Blackboard Learn</li> <li>• <a href="#">Nicenet.org</a> (simple virtual classroom)</li> <li>• <a href="#">Office365 Web Apps</a></li> <li>• <a href="#">Skype in the Classroom</a></li> <li>• <a href="#">Student Letter Exchange</a></li> <li>• <a href="#">Useful Collaborative Resources</a></li> </ul> <p><a href="#">Student Response Tools for Formative Assessments</a></p>
	<p><b>4.1.1</b> Write essential questions to investigate a complex (multi-step) issue using digital tools and resources.</p> <p><b><u>Digital Citizenship Application</u></b></p> <ul style="list-style-type: none"> <li>• Attribution of sources</li> <li>• Communicate and post responsibly</li> <li>• Copyright and Fair Use</li> <li>• Evaluate the reliability of sources</li> <li>• Safeguard personal information</li> </ul>	<ul style="list-style-type: none"> <li>• Blog posts surrounding essential questions</li> <li>• Explore and write essential questions</li> <li>• Respond to essential questions using multimedia</li> <li>• Use essential questions to explore vocabulary terms</li> </ul>	<ul style="list-style-type: none"> <li>• <a href="#">Blackboard Learn</a> / Collaborate</li> <li>• <a href="#">Organizing and Brainstorming Tools</a></li> <li>• <a href="#">Multimedia Tools for School</a></li> </ul> <p><a href="#">Student Response Tools for Formative Assessments</a></p>



ELA Standards	Ed Tech Standards	Strategies	Tools/Resources
	<p><b>1.4.2</b> Use digital collaborative tools to synthesize information, produce original works, and express ideas.</p> <p><b><u>Digital Citizenship Application</u></b></p> <ul style="list-style-type: none"> <li>• Communicate and post responsibly</li> <li>• Safeguard personal information</li> </ul>	<ul style="list-style-type: none"> <li>• Graphic organizers</li> <li>• Research and share</li> <li>• Share digital resources</li> <li>• Virtual contribution</li> </ul>	<ul style="list-style-type: none"> <li>• <a href="#">Art Snacks</a></li> <li>• <a href="#">Frayer Model</a></li> <li>• <a href="#">Instructional Media and Interactives</a></li> <li>• <a href="#">Interactive Venn Diagram</a></li> <li>• <a href="#">Blackboard Learn</a> / Collaborate</li> <li>• <a href="#">Noteflight</a></li> <li>• <a href="#">Office365 Web Apps</a></li> <li>• <a href="#">Teachnology Venn Diagrams</a></li> <li>• <a href="#">Useful Collaborative Resources</a></li> </ul> <p><a href="#">Student Response Tools for Formative Assessments</a></p>
	<p><b>4.2.1</b> Plan and manage an individual learning project that collects multiple data sets from diverse sources, creating planning adjustments and course corrections from the knowledge gained.</p> <p><b><u>Digital Citizenship Application</u></b></p> <ul style="list-style-type: none"> <li>• Attribution of sources</li> <li>• Communicate and post responsibly</li> <li>• Copyright and Fair Use</li> <li>• Evaluate the reliability of sources</li> <li>• Safeguard personal information</li> </ul>	<ul style="list-style-type: none"> <li>• Analyze and present data</li> <li>• Develop research projects to address current work issues</li> <li>• Research and present</li> <li>• Use data collection devices or programs</li> <li>• Use online concept mapping tools</li> </ul>	<ul style="list-style-type: none"> <li>• <a href="#">Instructional Media and Interactives</a></li> <li>• <a href="#">Multimedia Tools for School</a></li> <li>• <a href="#">NYT Learning Blogs</a></li> <li>• <a href="#">National Archives: America's Historical Documents</a></li> <li>• <a href="#">Organizing and Brainstorming Tools</a></li> <li>• Spreadsheets/Excel</li> </ul> <p><a href="#">Student Response Tools for Formative Assessments</a></p>
	<p><b>4.2.2</b> Present defensible solutions and make decisions from multiple perspectives using collected resources and data.</p> <p><b><u>Digital Citizenship Application</u></b></p> <ul style="list-style-type: none"> <li>• Attribution of sources</li> <li>• Communicate and post responsibly</li> <li>• Copyright and Fair Use</li> <li>• Evaluate the reliability of sources</li> <li>• Safeguard personal information</li> </ul>	<ul style="list-style-type: none"> <li>• Discussion posts and responses</li> <li>• Examine multiple sources and write an argument or analysis</li> <li>• Research and present</li> <li>• Virtual debate</li> </ul>	<ul style="list-style-type: none"> <li>• <a href="#">Blackboard Learn</a> / Collaborate</li> <li>• <a href="#">Instructional Media and Interactives</a></li> <li>• <a href="#">Multimedia Tools for School</a></li> <li>• <a href="#">Organizing and Brainstorming Tools</a></li> <li>• <a href="#">TUHSD Media Center Resources</a> and news resources</li> <li>• <a href="#">Useful Collaborative Resources</a></li> </ul> <p><a href="#">Student Response Tools for Formative Assessments</a></p>

A collaborative effort of the TUHSD Instructional Technology Integration Cohort 2014-15.

Some content was adapted from the [ADE High School Academic Standards Implementation Guide](#)

Updated: 2/11/2016 4:01 PM | Page

ELA Standards	Ed Tech Standards	Strategies	Tools/Resources
	<p><b>6.1.3</b> Choose technology applications appropriate for the audience and task.</p> <p><b><u>Digital Citizenship Application</u></b></p> <ul style="list-style-type: none"> <li>• Attribution of sources</li> <li>• Communicate and post responsibly</li> <li>• Copyright and Fair Use</li> <li>• Evaluate the reliability of sources</li> <li>• Prevent Cyberbullying</li> </ul> <p>Safeguard personal information</p>	<ul style="list-style-type: none"> <li>• Create a blog post</li> <li>• Create a brochure/pamphlet</li> <li>• Create a game</li> <li>• Create a PSA/Campaign/infographic</li> <li>• Create a slideshow</li> <li>• Create a video/animated video</li> <li>• Create a virtual poster</li> <li>• Create a vodcast/podcast</li> <li>• Create a website</li> <li>• Create an interactive timeline</li> </ul>	<ul style="list-style-type: none"> <li>• <a href="#">Multimedia Tools for School</a></li> <li>• <a href="#">Organizing and Brainstorming Tools</a></li> </ul> <p><a href="#">Student Response Tools for Formative Assessments</a></p>

ELA Standards	Ed Tech Standards	Strategies	Tools/Resources
<p><b>W.7</b> Conduct short as well as more sustained research projects based on focused questions, demonstrating understanding of the subject under investigation.</p> <p><b>AzMERIT Performance Level Descriptors</b></p> <ul style="list-style-type: none"> <li>• <a href="#">ELA 9-10</a></li> <li>• <a href="#">ELA Grade 11</a></li> </ul>	<p><b>3.1.1</b> Identify and defend effective key words, phrases, and strategies for conducting information searches.</p> <p><b><u>Digital Citizenship Application</u></b></p> <ul style="list-style-type: none"> <li>• Attribution of sources</li> <li>• Copyright &amp; Fair Use</li> <li>• Evaluate the reliability of sources</li> </ul>	<ul style="list-style-type: none"> <li>• Boolean techniques</li> <li>• Explore different search engines</li> <li>• Predict key words for best results</li> <li>• Research/Search key terms</li> </ul>	<ul style="list-style-type: none"> <li>• <a href="#">Google Books</a></li> <li>• <a href="#">Google Scholar</a></li> <li>• <a href="#">iSEEK Education search engine</a></li> <li>• <a href="#">TUHSD Media Center Resources</a> and news resources</li> </ul> <p><a href="#">Student Response Tools for Formative Assessments</a></p>
	<p><b>4.1.1</b> Write essential questions to investigate a complex (multi-step) issue using digital tools and resources.</p> <p><b><u>Digital Citizenship Application</u></b></p> <ul style="list-style-type: none"> <li>• Attribution of sources</li> <li>• Communicate and post responsibly</li> <li>• Copyright and Fair Use</li> <li>• Evaluate the reliability of sources</li> <li>• Safeguard personal information</li> </ul>	<ul style="list-style-type: none"> <li>• Blog posts surrounding essential questions</li> <li>• Explore and write essential questions</li> <li>• Respond to essential questions using multimedia</li> <li>• Use essential questions to explore vocabulary terms</li> </ul>	<ul style="list-style-type: none"> <li>• <a href="#">Blackboard Learn</a> / Collaborate</li> <li>• <a href="#">Organizing and Brainstorming Tools</a></li> <li>• <a href="#">Multimedia Tools for School</a></li> </ul> <p><a href="#">Student Response Tools for Formative Assessments</a></p>
	<p><b>3.2.2</b> Defend the authority of primary and/or secondary sources used in research.</p> <p><b><u>Digital Citizenship Application</u></b></p> <ul style="list-style-type: none"> <li>• Attribution of sources</li> <li>• Copyright &amp; Fair Use</li> <li>• Evaluate the reliability of sources</li> </ul>	<ul style="list-style-type: none"> <li>• Evaluate internet resources for credibility and validity</li> <li>• Examine/evaluate primary and secondary resources</li> <li>• Search research databases and cite sources</li> </ul>	<ul style="list-style-type: none"> <li>• <a href="#">Cornell University- Critically Analyzing Information Sources: Critical Appraisal and Analysis</a></li> <li>• <a href="#">Evaluating Internet Resources</a></li> <li>• <a href="#">Finding Primary Sources</a></li> <li>• <a href="#">Instructional Media and Interactives</a></li> <li>• <a href="#">Kathy Schrock’s Critical Evaluation of Information</a></li> <li>• <a href="#">Primary Sources on the Web</a></li> <li>• <a href="#">Primary vs. Secondary Sources</a></li> <li>• <a href="#">Purdue OWL Evaluating Print vs. Internet Resources</a></li> <li>• <a href="#">Purdue University Libraries: Evaluating Information Sources</a></li> <li>• <a href="#">TUHSD Media Center Resources</a> and news resources</li> </ul>

A collaborative effort of the TUHSD Instructional Technology Integration Cohort 2014-15.

Some content was adapted from the [ADE High School Academic Standards Implementation Guide](#)

Updated: 2/11/2016 4:01 PM | Page

ELA Standards	Ed Tech Standards	Strategies	Tools/Resources
			<a href="#">Student Response Tools for Formative Assessments</a>
	<p><b>4.2.1</b> Plan and manage an individual learning project that collects multiple data sets from diverse sources, creating planning adjustments and course corrections from the knowledge gained.</p> <p><b><u>Digital Citizenship Application</u></b></p> <ul style="list-style-type: none"> <li>• Attribution of sources</li> <li>• Communicate and post responsibly</li> <li>• Copyright and Fair Use</li> <li>• Evaluate the reliability of sources</li> <li>• Safeguard personal information</li> </ul>	<ul style="list-style-type: none"> <li>• Analyze and present data</li> <li>• Develop research projects to address current work issues</li> <li>• Research and present</li> <li>• Use data collection devices or programs</li> <li>• Use online concept mapping tools</li> </ul>	<ul style="list-style-type: none"> <li>• <a href="#">Instructional Media and Interactives</a></li> <li>• <a href="#">Multimedia Tools for School</a></li> <li>• <a href="#">NYT Learning Blogs</a></li> <li>• <a href="#">National Archives: America's Historical Documents</a></li> <li>• <a href="#">Organizing and Brainstorming Tools</a></li> <li>• Spreadsheets/Excel</li> </ul> <p><a href="#">Student Response Tools for Formative Assessments</a></p>
	<p><b>4.2.2</b> Present defensible solutions and make decisions from multiple perspectives using collected resources and data.</p> <p><b><u>Digital Citizenship Application</u></b></p> <ul style="list-style-type: none"> <li>• Attribution of sources</li> <li>• Communicate and post responsibly</li> <li>• Copyright and Fair Use</li> <li>• Evaluate the reliability of sources</li> <li>• Safeguard personal information</li> </ul>	<ul style="list-style-type: none"> <li>• Discussion posts and responses</li> <li>• Examine multiple sources and write an argument or analysis</li> <li>• Research and present</li> <li>• Virtual debate</li> </ul>	<ul style="list-style-type: none"> <li>• <a href="#">Blackboard Learn</a> / Collaborate</li> <li>• <a href="#">Instructional Media and Interactives</a></li> <li>• <a href="#">Multimedia Tools for School</a></li> <li>• <a href="#">Organizing and Brainstorming Tools</a></li> <li>• <a href="#">TUHSD Media Center Resources</a> and news resources</li> <li>• <a href="#">Useful Collaborative Resources</a></li> </ul> <p><a href="#">Student Response Tools for Formative Assessments</a></p>

ELA Standards	Ed Tech Standards	Strategies	Tools/Resources
<p><b>W.8</b> Gather relevant information from multiple print and digital sources, assess the credibility and accuracy of each source, and integrate information while avoiding plagiarism.</p> <p><b>AzMERIT Performance Level Descriptors</b></p> <ul style="list-style-type: none"> <li>• <a href="#">ELA 9-10</a></li> <li>• <a href="#">ELA Grade 11</a></li> </ul>	<p><b>3.1.1</b> Identify and defend effective key words, phrases, and strategies for conducting information searches.</p> <p><b><u>Digital Citizenship Application</u></b></p> <ul style="list-style-type: none"> <li>• Attribution of sources</li> <li>• Copyright &amp; Fair Use</li> <li>• Evaluate the reliability of sources</li> </ul>	<ul style="list-style-type: none"> <li>• Boolean techniques</li> <li>• Explore different search engines</li> <li>• Predict key words for best results</li> <li>• Research/Search key terms</li> </ul>	<ul style="list-style-type: none"> <li>• <a href="#">Google Books</a></li> <li>• <a href="#">Google Scholar</a></li> <li>• <a href="#">iSEEK Education search engine</a></li> <li>• <a href="#">TUHSD Media Center Resources</a> and news resources</li> </ul> <p><a href="#">Student Response Tools for Formative Assessments</a></p>
	<p><b>3.1.2</b> Evaluate diverse information sources.</p> <p><b><u>Digital Citizenship Application</u></b></p> <ul style="list-style-type: none"> <li>• Attribution of sources</li> <li>• Copyright &amp; Fair Use</li> </ul> <p>Evaluate the reliability of sources</p>	<ul style="list-style-type: none"> <li>• Evaluate research/journal articles</li> <li>• Examine and analyze online news resources</li> <li>• Research data and statistics/evaluate reliability</li> </ul>	<ul style="list-style-type: none"> <li>• <a href="#">Evaluating Internet Resources</a></li> <li>• <a href="#">Kathy Schrock’s Critical Evaluation of Information</a></li> <li>• <a href="#">Purdue OWL Evaluating Print vs. Internet Resources</a></li> <li>• <a href="#">Purdue University Libraries: Evaluating Information Sources</a></li> </ul> <p><a href="#">Student Response Tools for Formative Assessments</a></p>
	<p><b>3.2.2</b> Defend the authority of primary and/or secondary sources used in research.</p> <p><b><u>Digital Citizenship Application</u></b></p> <ul style="list-style-type: none"> <li>• Attribution of sources</li> <li>• Copyright &amp; Fair Use</li> <li>• Evaluate the reliability of sources</li> </ul>	<ul style="list-style-type: none"> <li>• Evaluate internet resources for credibility and validity</li> <li>• Examine/evaluate primary and secondary resources</li> <li>• Search research databases and cite sources</li> </ul>	<ul style="list-style-type: none"> <li>• <a href="#">Cornell University- Critically Analyzing Information Sources: Critical Appraisal and Analysis</a></li> <li>• <a href="#">Evaluating Internet Resources</a></li> <li>• <a href="#">Finding Primary Sources</a></li> <li>• <a href="#">Instructional Media and Interactives</a></li> <li>• <a href="#">Kathy Schrock’s Critical Evaluation of Information</a></li> <li>• <a href="#">Primary Sources on the Web</a></li> <li>• <a href="#">Primary vs. Secondary Sources</a></li> <li>• <a href="#">Purdue OWL Evaluating Print vs. Internet Resources</a></li> <li>• <a href="#">Purdue University Libraries: Evaluating Information Sources</a></li> <li>• <a href="#">TUHSD Media Center Resources</a> and news resources</li> </ul>

ELA Standards	Ed Tech Standards	Strategies	Tools/Resources
			<a href="#">Student Response Tools for Formative Assessments</a>
	<p><b>3.2.3</b> Evaluate information identifying facts, opinions, bias, inaccurate and misleading information by analyzing multiple sources.</p> <p><b><u>Digital Citizenship Application</u></b></p> <ul style="list-style-type: none"> <li>• Attribution of sources</li> <li>• Copyright &amp; Fair Use</li> <li>• Evaluate the reliability of sources</li> </ul>	<p>Graphic organizers/Venn diagram</p> <p>Online discussions</p> <p>Research and present</p>	<ul style="list-style-type: none"> <li>• <a href="#">Instructional Media and Interactives</a></li> <li>• <a href="#">Kathy Schrock’s Critical Evaluation of Information</a></li> <li>• <a href="#">Blackboard Learn</a> / Collaborate</li> <li>• <a href="#">Organizing and Brainstorming Tools</a></li> <li>• <a href="#">TUHSD Media Center Resources</a> and news resources</li> <li>• Word/<a href="#">Word Web</a></li> </ul> <p><a href="#">Student Response Tools for Formative Assessments</a></p>
	<p><b>3.2.5</b> Apply ethical use of information and media by respecting the principles of copyrights, intellectual freedom and property rights, using information and media technology responsibly, and citing resources appropriately.</p> <p><b><u>Digital Citizenship Application</u></b></p> <ul style="list-style-type: none"> <li>• Attribution of sources</li> <li>• Copyright &amp; Fair Use</li> <li>• Evaluate the reliability of sources</li> </ul>	<ul style="list-style-type: none"> <li>• Citations, paraphrasing, quoting resources</li> <li>• Discuss ethics and laws for copyright and intellectual property</li> <li>• Discuss various creative commons licenses</li> <li>• Bookmark resources for future reference and documentation</li> </ul>	<ul style="list-style-type: none"> <li>• <a href="#">Citation Machine</a></li> <li>• <a href="#">Citation Management</a></li> <li>• <a href="#">Common Sense Education YouTube Channel</a></li> <li>• <a href="#">Creative Commons Search</a></li> <li>• <a href="#">Diigo</a></li> <li>• <a href="#">Easybib</a> - free online bibliography and citation creator.</li> <li>• <a href="#">Openclipart</a></li> <li>• <a href="#">Owl Purdue</a></li> <li>• Word – References</li> </ul> <p><a href="#">Student Response Tools for Formative Assessments</a></p>
	<p><b>5.1.3</b> Advocate and practice safe, legal, and responsible use of digital tools as defined by school board policy and procedures.</p> <p><b><u>Digital Citizenship Application</u></b></p>	<ul style="list-style-type: none"> <li>• Argument essay</li> <li>• Blog post</li> <li>• Campaign design</li> <li>• Create a school policy handbook</li> </ul>	<ul style="list-style-type: none"> <li>• <a href="#">Blackboard Learn</a> / Collaborate</li> <li>• <a href="#">Multimedia Tools for School</a></li> <li>• <a href="#">THINK-Social Media Common Sense</a></li> <li>• <a href="#">TUHSD Media Center Resources</a> and news resources</li> </ul>

A collaborative effort of the TUHSD Instructional Technology Integration Cohort 2014-15.

ELA Standards	Ed Tech Standards	Strategies	Tools/Resources
	<ul style="list-style-type: none"> <li>• Attribution of sources</li> <li>• Communicate and post responsibly</li> <li>• Copyright and Fair Use</li> <li>• Evaluate the reliability of sources</li> <li>• Prevent Cyberbullying</li> </ul> Safeguard personal information	<ul style="list-style-type: none"> <li>• Demonstration</li> <li>• Online discussions</li> <li>• PSA/infographic</li> <li>• Research and present</li> </ul>	<ul style="list-style-type: none"> <li>• <a href="#">Useful Collaborative Resources</a></li> </ul> <a href="#">Student Response Tools for Formative Assessments</a>
	<p><b>5.1.6</b> Advocate and exhibit legal and ethical behavior when using technology.</p> <p><b><u>Digital Citizenship Application</u></b></p> <ul style="list-style-type: none"> <li>• Attribution of sources</li> <li>• Communicate and post responsibly</li> <li>• Copyright and Fair Use</li> <li>• Evaluate the reliability of sources</li> <li>• Prevent Cyberbullying</li> <li>• Safeguard personal information</li> </ul>	<ul style="list-style-type: none"> <li>• Cite sources properly</li> <li>• Paraphrase and cite</li> <li>• PSA/Campaign design/infographic</li> <li>• Research and present</li> <li>• Respect copyright and understand fair use</li> </ul>	<ul style="list-style-type: none"> <li>• <a href="#">Citation Machine</a></li> <li>• <a href="#">Citation Management</a></li> <li>• <a href="#">Common Sense Education YouTube Channel</a></li> <li>• <a href="#">Creative Commons Search</a></li> <li>• <a href="#">Diigo</a></li> <li>• <a href="#">Easybib</a> - free online bibliography and citation creator.</li> <li>• <a href="#">Openclipart</a></li> <li>• <a href="#">Owl Purdue</a></li> <li>• <a href="#">The Plagiarism Checker</a></li> <li>• <a href="#">THINK-Social Media Common Sense</a></li> <li>• <a href="#">Viper Anti-plagiarism</a></li> <li>• <a href="#">Welcome to the Plagiarism Tutorial</a></li> <li>• Word – References tab</li> </ul> <a href="#">Student Response Tools for Formative Assessments</a>
	<p><b>3.2.4</b> Synthesize research information to create new understanding and innovative solutions.</p> <p><b><u>Digital Citizenship Application</u></b></p> <ul style="list-style-type: none"> <li>• Attribution of sources</li> <li>• Copyright &amp; Fair Use</li> </ul> Evaluate the reliability of sources	<ul style="list-style-type: none"> <li>• Argument research and writing</li> <li>• Research and present</li> <li>• Synthesize research information</li> </ul> Use a variety of media resources and present	<ul style="list-style-type: none"> <li>• <a href="#">Instructional Media and Interactives</a></li> <li>• <a href="#">Multimedia Tools for School</a></li> <li>• <a href="#">Organizing and Brainstorming Tools</a></li> <li>• <a href="#">TUHSD Media Center Resources</a> and news resources</li> </ul> <a href="#">Student Response Tools for Formative Assessments</a>

ELA Standards	Ed Tech Standards	Strategies	Tools/Resources
	<p><b>4.1.1</b> Write essential questions to investigate a complex (multi-step) issue using digital tools and resources.</p> <p><b><u>Digital Citizenship Application</u></b></p> <ul style="list-style-type: none"> <li>• Attribution of sources</li> <li>• Communicate and post responsibly</li> <li>• Copyright and Fair Use</li> <li>• Evaluate the reliability of sources</li> <li>• Safeguard personal information</li> </ul>	<ul style="list-style-type: none"> <li>• Blog posts surrounding essential questions</li> <li>• Explore and write essential questions</li> <li>• Respond to essential questions using multimedia</li> <li>• Use essential questions to explore vocabulary terms</li> </ul>	<ul style="list-style-type: none"> <li>• <a href="#">Blackboard Learn</a> / Collaborate</li> <li>• <a href="#">Organizing and Brainstorming Tools</a></li> <li>• <a href="#">Multimedia Tools for School</a></li> </ul> <p><a href="#">Student Response Tools for Formative Assessments</a></p>
	<p><b>4.2.1</b> Plan and manage an individual learning project that collects multiple data sets from diverse sources, creating planning adjustments and course corrections from the knowledge gained.</p> <p><b><u>Digital Citizenship Application</u></b></p> <ul style="list-style-type: none"> <li>• Attribution of sources</li> <li>• Communicate and post responsibly</li> <li>• Copyright and Fair Use</li> <li>• Evaluate the reliability of sources</li> <li>• Safeguard personal information</li> </ul>	<ul style="list-style-type: none"> <li>• Analyze and present data</li> <li>• Develop research projects to address current work issues</li> <li>• Research and present</li> <li>• Use data collection devices or programs</li> <li>• Use online concept mapping tools</li> </ul>	<ul style="list-style-type: none"> <li>• <a href="#">Instructional Media and Interactives</a></li> <li>• <a href="#">Multimedia Tools for School</a></li> <li>• <a href="#">NYT Learning Blogs</a></li> <li>• <a href="#">National Archives: America's Historical Documents</a></li> <li>• <a href="#">Organizing and Brainstorming Tools</a></li> <li>• Spreadsheets/Excel</li> </ul> <p><a href="#">Student Response Tools for Formative Assessments</a></p>
	<p><b>4.2.2</b> Present defensible solutions and make decisions from multiple perspectives using collected resources and data.</p> <p><b><u>Digital Citizenship Application</u></b></p> <ul style="list-style-type: none"> <li>• Attribution of sources</li> <li>• Communicate and post responsibly</li> <li>• Copyright and Fair Use</li> <li>• Evaluate the reliability of sources</li> <li>• Safeguard personal information</li> </ul>	<ul style="list-style-type: none"> <li>• Discussion posts and responses</li> <li>• Examine multiple sources and write an argument or analysis</li> <li>• Research and present</li> <li>• Virtual debate</li> </ul>	<ul style="list-style-type: none"> <li>• <a href="#">Blackboard Learn</a> / Collaborate</li> <li>• <a href="#">Instructional Media and Interactives</a></li> <li>• <a href="#">Multimedia Tools for School</a></li> <li>• <a href="#">Organizing and Brainstorming Tools</a></li> <li>• <a href="#">TUHSD Media Center Resources</a> and news resources</li> <li>• <a href="#">Useful Collaborative Resources</a></li> </ul> <p><a href="#">Student Response Tools for Formative Assessments</a></p>



ELA Standards	Ed Tech Standards	Strategies	Tools/Resources
<p><b>W.9</b> Draw evidence from literary or informational texts to support analysis, reflection, and research.</p> <p><b>AzMERIT Performance Level Descriptors</b></p> <ul style="list-style-type: none"> <li>• <a href="#">ELA 9-10</a></li> <li>• <a href="#">ELA Grade 11</a></li> </ul>	<p><b>3.2.3</b> Evaluate information identifying facts, opinions, bias, inaccurate and misleading information by analyzing multiple sources.</p> <p><b><u>Digital Citizenship Application</u></b></p> <ul style="list-style-type: none"> <li>• Attribution of sources</li> <li>• Copyright &amp; Fair Use</li> <li>• Evaluate the reliability of sources</li> </ul>	<p>Graphic organizers/Venn diagram</p> <p>Online discussions</p> <p>Research and present</p>	<ul style="list-style-type: none"> <li>• <a href="#">Instructional Media and Interactives</a></li> <li>• <a href="#">Kathy Schrock’s Critical Evaluation of Information</a></li> <li>• <a href="#">Blackboard Learn</a> / Collaborate</li> <li>• <a href="#">Organizing and Brainstorming Tools</a></li> <li>• <a href="#">TUHSD Media Center Resources</a> and news resources</li> <li>• <a href="#">Word/Word Web</a></li> </ul> <p><a href="#">Student Response Tools for Formative Assessments</a></p>
	<p><b>3.2.4</b> Synthesize research information to create new understanding and innovative solutions.</p> <p><b><u>Digital Citizenship Application</u></b></p> <ul style="list-style-type: none"> <li>• Attribution of sources</li> <li>• Copyright &amp; Fair Use</li> <li>• Evaluate the reliability of sources</li> </ul>	<ul style="list-style-type: none"> <li>• Argument research and writing</li> <li>• Research and present</li> <li>• Synthesize research information</li> <li>• Use a variety of media resources and present</li> </ul>	<ul style="list-style-type: none"> <li>• <a href="#">Instructional Media and Interactives</a></li> <li>• <a href="#">Multimedia Tools for School</a></li> <li>• <a href="#">Organizing and Brainstorming Tools</a></li> <li>• <a href="#">TUHSD Media Center Resources</a> and news resources</li> </ul> <p><a href="#">Student Response Tools for Formative Assessments</a></p>
	<p><b>3.2.5</b> Apply ethical use of information and media by respecting the principles of copyrights, intellectual freedom and property rights, using information and media technology responsibly, and citing resources appropriately.</p> <p><b><u>Digital Citizenship Application</u></b></p> <ul style="list-style-type: none"> <li>• Attribution of sources</li> <li>• Copyright &amp; Fair Use</li> <li>• Evaluate the reliability of sources</li> </ul>	<ul style="list-style-type: none"> <li>• Citations, paraphrasing, quoting resources</li> <li>• Discuss ethics and laws for copyright and intellectual property</li> <li>• Discuss various creative commons licenses</li> <li>• Bookmark resources for future reference and documentation</li> </ul>	<ul style="list-style-type: none"> <li>• <a href="#">Citation Machine</a></li> <li>• <a href="#">Citation Management</a></li> <li>• <a href="#">Common Sense Education YouTube Channel</a></li> <li>• <a href="#">Creative Commons Search</a></li> <li>• <a href="#">Diigo</a></li> <li>• <a href="#">Easybib</a> - free online bibliography and citation creator.</li> <li>• <a href="#">Openclipart</a></li> <li>• <a href="#">Owl Purdue</a></li> <li>• Word – References</li> </ul> <p><a href="#">Student Response Tools for Formative Assessments</a></p>

ELA Standards	Ed Tech Standards	Strategies	Tools/Resources
	<p><b>4.2.1</b> Plan and manage an individual learning project that collects multiple data sets from diverse sources, creating planning adjustments and course corrections from the knowledge gained.</p> <p><b><u>Digital Citizenship Application</u></b></p> <ul style="list-style-type: none"> <li>• Attribution of sources</li> <li>• Communicate and post responsibly</li> <li>• Copyright and Fair Use</li> <li>• Evaluate the reliability of sources</li> <li>• Safeguard personal information</li> </ul>	<ul style="list-style-type: none"> <li>• Analyze and present data</li> <li>• Develop research projects to address current work issues</li> <li>• Research and present</li> <li>• Use data collection devices or programs</li> <li>• Use online concept mapping tools</li> </ul>	<ul style="list-style-type: none"> <li>• <a href="#">Instructional Media and Interactives</a></li> <li>• <a href="#">Multimedia Tools for School</a></li> <li>• <a href="#">NYT Learning Blogs</a></li> <li>• <a href="#">National Archives: America's Historical Documents</a></li> <li>• <a href="#">Organizing and Brainstorming Tools</a></li> <li>• Spreadsheets/Excel</li> </ul> <p><a href="#">Student Response Tools for Formative Assessments</a></p>
	<p><b>4.2.2</b> Present defensible solutions and make decisions from multiple perspectives using collected resources and data.</p> <p><b><u>Digital Citizenship Application</u></b></p> <ul style="list-style-type: none"> <li>• Attribution of sources</li> <li>• Communicate and post responsibly</li> <li>• Copyright and Fair Use</li> <li>• Evaluate the reliability of sources</li> <li>• Safeguard personal information</li> </ul>	<ul style="list-style-type: none"> <li>• Discussion posts and responses</li> <li>• Examine multiple sources and write an argument or analysis</li> <li>• Research and present</li> <li>• Virtual debate</li> </ul>	<ul style="list-style-type: none"> <li>• <a href="#">Blackboard Learn</a> / Collaborate</li> <li>• <a href="#">Instructional Media and Interactives</a></li> <li>• <a href="#">Multimedia Tools for School</a></li> <li>• <a href="#">Organizing and Brainstorming Tools</a></li> <li>• <a href="#">TUHSD Media Center Resources</a> and news resources</li> <li>• <a href="#">Useful Collaborative Resources</a></li> </ul> <p><a href="#">Student Response Tools for Formative Assessments</a></p>

ELA Standards	Ed Tech Standards	Strategies	Tools/Resources
<p><b>W.10</b> Write routinely over extended time frames (time for research, reflection and revision) and shorter time frames (a single sitting or a day or two) for a range of tasks, purposes and audiences.</p> <p><b>AzMERIT Performance Level Descriptors</b></p> <ul style="list-style-type: none"> <li>• <a href="#">ELA 9-10</a></li> <li>• <a href="#">ELA Grade 11</a></li> </ul>	<p><b>3.2.4</b> Synthesize research information to create new understanding and innovative solutions.</p> <p><b><u>Digital Citizenship Application</u></b></p> <ul style="list-style-type: none"> <li>• Attribution of sources</li> <li>• Copyright &amp; Fair Use</li> <li>• Evaluate the reliability of sources</li> </ul>	<ul style="list-style-type: none"> <li>• Argument research and writing</li> <li>• Research and present</li> <li>• Synthesize research information</li> <li>• Use a variety of media resources and present</li> </ul>	<ul style="list-style-type: none"> <li>• <a href="#">Instructional Media and Interactives</a></li> <li>• <a href="#">Multimedia Tools for School</a></li> <li>• <a href="#">Organizing and Brainstorming Tools</a></li> <li>• <a href="#">TUHSD Media Center Resources</a> and news resources</li> </ul> <p><a href="#">Student Response Tools for Formative Assessments</a></p>
	<p><b>5.1.3</b> Advocate and practice safe, legal, and responsible use of digital tools as defined by school board policy and procedures.</p> <p><b><u>Digital Citizenship Application</u></b></p> <ul style="list-style-type: none"> <li>• Attribution of sources</li> <li>• Communicate and post responsibly</li> <li>• Copyright and Fair Use</li> <li>• Evaluate the reliability of sources</li> <li>• Prevent Cyberbullying</li> <li>• Safeguard personal information</li> </ul>	<ul style="list-style-type: none"> <li>• Argument essay</li> <li>• Blog post</li> <li>• Campaign design</li> <li>• Create a school policy handbook</li> <li>• Demonstration</li> <li>• Online discussions</li> <li>• PSA/infographic</li> <li>• Research and present</li> </ul>	<ul style="list-style-type: none"> <li>• <a href="#">Blackboard Learn</a> / Collaborate</li> <li>• <a href="#">Multimedia Tools for School</a></li> <li>• <a href="#">THINK-Social Media Common Sense</a></li> <li>• <a href="#">TUHSD Media Center Resources</a> and news resources</li> <li>• <a href="#">Useful Collaborative Resources</a></li> </ul> <p><a href="#">Student Response Tools for Formative Assessments</a></p>