

TUHSD TECH QUICK GUIDE: Logging onto Blackboard and Accessing Courses

Blackboard is the Tolleson Union High School District's adopted learning management system, in which teachers and students may participate in online class discussions, assignments, and assessments. It is also a virtual space that fosters communication and collaboration.

1. To log onto Blackboard, open an internet browser and type <https://blackboard.tuhsd.org/> in the address bar.
2. Use your computer/email credentials to log onto the system.

Blackboard
learn+

USERNAME:

PASSWORD:

[Forgot Your Password?](#)

Blackboard
learn+

USERNAME:

PASSWORD:

[Forgot Your Password?](#)

3. Locate the My Classes section to access the classes assigned to you.

▼ My Classes

Classes where you are: Teacher

EdTech Cohort 1

EdTech Cohort 2

EdTech Generic Course

Announcements:

> First meeting date

Classes where you are: Student

Five Ways to Blend your course with Blackboard

Getting Started with Blackboard

4. Click on a course title to enter the course page.

You may receive a quick setup guide pop-up upon accessing a course page. To prevent future pop-ups of this screen, select "Hide Quick Setup Guide when I enter this class," and select **Apply Changes**.

Hide Quick Setup Guide when I enter this class.
Access this information at any time through Customization > Quick Setup Guide.

Working in the Course Page:

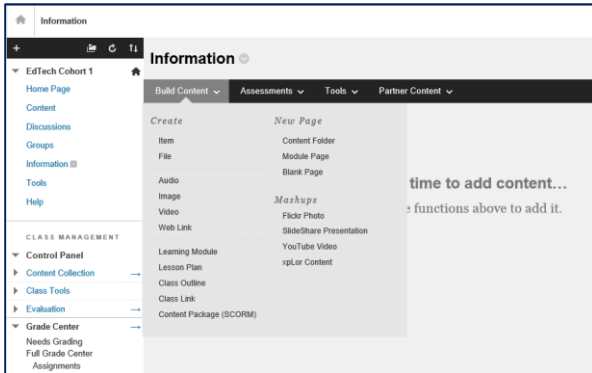
The first page shown is known as the entry point of the class. The screen and content options are customizable at any time.

Rearrange links on the left column by dragging the link up or down on the list.

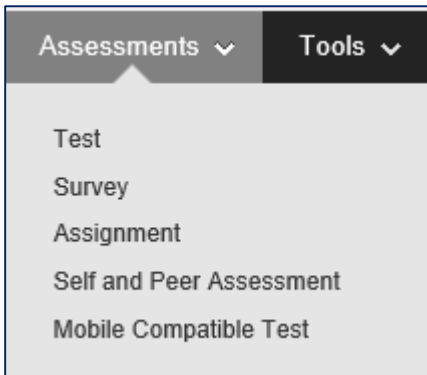
To customize each link, place cursor over the link and click on the arrow.

Course page features:

1. Select a link to begin adding course content.



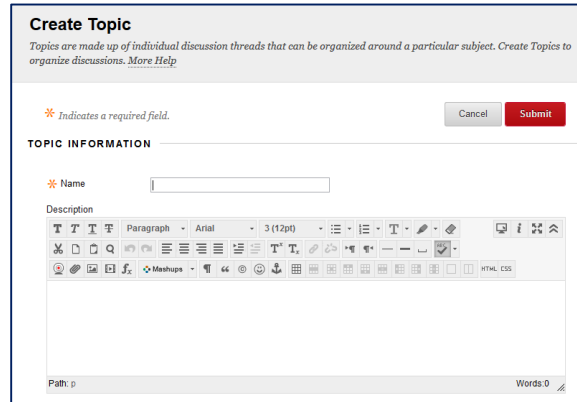
2. Place cursor over the Assessments link to add assessments, surveys, or assignments to a page.



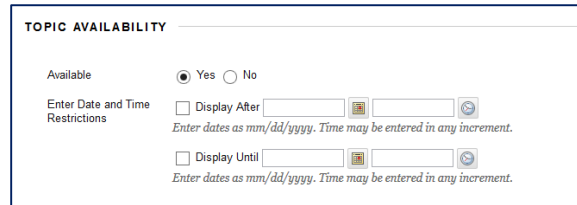
Teachers can create discussion boards within the course. Click on the Discussions link to begin.

Select **Create Topic**.

Complete the form and use rich-content tools to customize the page and add additional resources such as attachments, images, videos, or math equations.

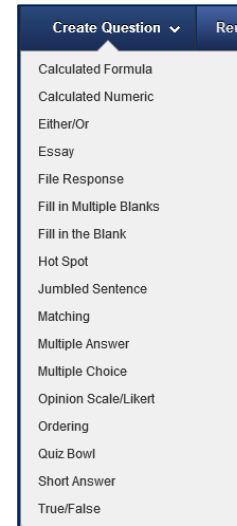


Select the dates of the topic's availability.

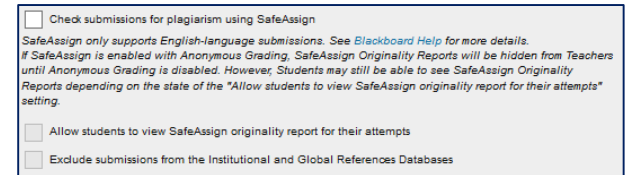


Add additional features, included grading options. Click **Submit** when finished.

Once a test is created, Blackboard provides teachers a variety of assessment question types and features including the following.



For assignments, Blackboard also includes a plagiarism tool under **Submission Details**.



Blackboard also has a mobile app that is available in the App Store and on Google Play.

