



Basic Computer & Applications Class

VERBS

BY

RAQUEL E. RIOS

Verbs

Course: Basic Computer & Applications Class

This a basic introductory computer class where you will learn basic computer skills and computer terminology. This lesson will cover verbs as it applies to computers. Use computer verbs to describe actions

Course Objectives:

To learn and understand Computer Verbs

Basic Computer & Applications Class

Chapter 1: About Computer Basics

Computer Objectives

1. Turn the computer on and off
2. Name the major parts of the computer
3. Use the mouse

Language Objectives:

Use computer verbs to describe actions

Computer Verbs

Question: What is a verb?

Answer:

- A word used to describe an action or state.
- It is the main part of a sentence
- Every sentence has a verb

Example computer verbs:

Turn on, Turn off, Press

Computer Verbs

Question: What are computer verbs?

A word that shows what someone or something is doing

Computer Verbs: A verb tells an action

Today's Lesson Computer Verbs

1. Turn on

2. Turn off

3. Press

4. Let go

5. Click

6. Go To

7. Select

8. Shut down

9. Drag

Verb: Turn On

Meaning: To give power to the computer so that it works.

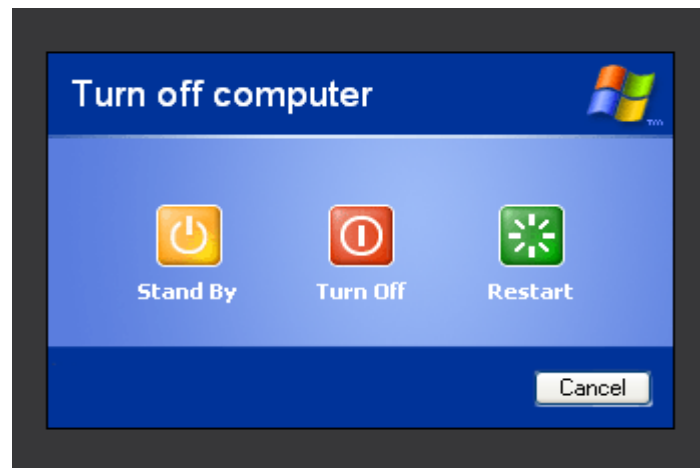
Example: Please **turn on** the CPU and the monitor so that we can do our work.



Verb: Turn off

Meaning: To stop the power from going to the computer

Example: I am finished with my work, so I can **turn off** the computer now.



Verb: Press

Meaning: To push a button with your finger

Example: If you want to turn on the computer, you have to **press** the power button



Verb: Let go

Meaning: To take your finger off the mouse button after you press it

Example: When you use the mouse button, you have to press it and then **let go**.



Verb: Click

Meaning: To press and let go of the mouse button in one smooth motion

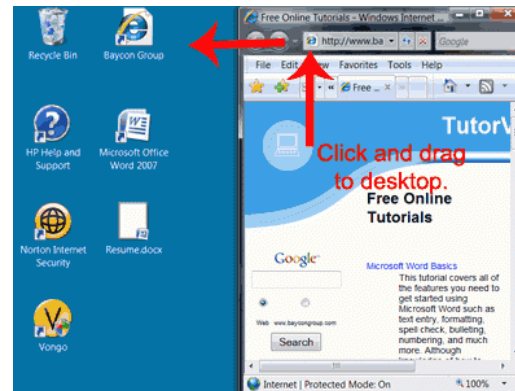
Example: Normally, you **click** the left mouse button if you want to do something on the computer.



Verb: Go to

Meaning: To move your mouse pointer to an icon or program name that you see on your computer screen

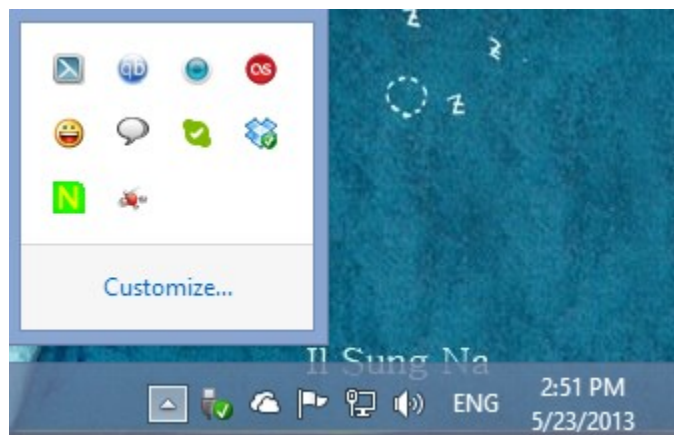
Example: If you want to practice dragging, you can use the mouse to **go to** different icons and drag them on the screen.



Verb: Select

Meaning: To choose a letter, word, sentence, paragraph, or program

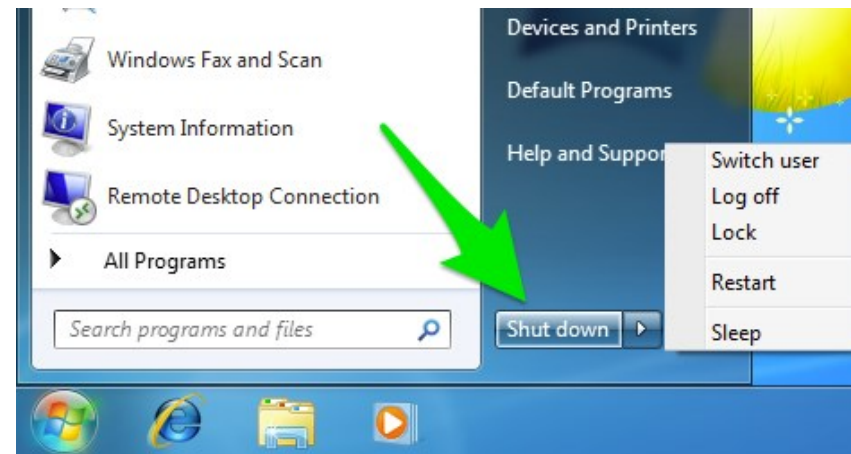
Example: I want to move that icon, so I will **select** and then drag it.



Verb: Shut Down

Meaning: To turn off the computer using the Start Menu

Example: I am finished with my work, so I will **shut down** the computer.



Verb: Drag

Meaning: To use your mouse to move something to a different place on the screen.

Example: I don't like that icon in that corner, so I will **drag** it to a difference place.



Verb Work Sheet

Word Bank

1. Turn on
2. Press
3. Click
4. Turn on
5. Let go
6. Drag
7. Go to
8. Shut Down
9. Select

1. To _____ the computer means to turn it off using the Start Menu.
2. Before you can use a computer, you must _____ the CPU and the monitor.
3. To press and let go of the mouse button in one smooth motion is called to _____.
4. To _____ means to take your finger off the mouse button after you press it.
5. When you choose something in particular, you _____ it.
6. To turn on your computer, you have to _____ the power button.
7. When you are finished using the computer, you should _____
The computer.
8. When you want to move something to a different position on the screen you can _____ it with your mouse.
9. To _____ means to take your mouse pointer to a place on your screen.